



Administration Office  
503/645-6433  
Fax 503/629-6301

**Board of Directors Regular Meeting  
Tuesday, August 13, 2019**

**4:30 pm Work Session  
6:30 pm Executive Session  
7:00 pm Regular Meeting**

**HMT Recreation Complex, Peg Ogilbee Dryland Meeting Room  
15707 SW Walker Road, Beaverton**

**AGENDA**

1. Board Work Session
  - A. [Diversity, Equity, Inclusion & Access \(DEIA\)](#)
2. Executive Session\*
  - A. Legal
  - B. Land
3. Call Regular Meeting to Order
4. Action Resulting from Executive Session
5. Audience Time\*\*
6. Board Time
  - A. Committee Liaisons Update
7. Consent Agenda\*\*\*
  - A. [Approve: Minutes of July 23, 2019 Regular Board Meeting](#)
  - B. [Approve: Monthly Bills](#)
  - C. [Approve: Monthly Financial Statements](#)
  - D. [Approve: Resolution Acknowledging Property Acquisitions for Fiscal Year 2018/19 and Describing Funding Source\(s\) and Purpose](#)
  - E. [Approve: Resolution Appointing Audit Committee Member](#)
8. Unfinished Business
  - A. [Information: General Manager's Report](#)
9. Adjourn

**\*Executive Session:** Executive Sessions are permitted under the authority of ORS 192.660. Copies of the statute are available at the offices of Tualatin Hills Park & Recreation District. **\*\* Audience Time:** If you wish to be heard on an item not on the agenda, or a Consent Agenda item, you may be heard under Audience Time with a 3-minute time limit. If you wish to speak on an agenda item, also with a 3-minute time limit, please wait until it is before the Board. Note: Agenda items may not be considered in the order listed. **\*\*\*Consent Agenda:** If you wish to speak on an agenda item on the Consent Agenda, you may be heard under Audience Time. Consent Agenda items will be approved without discussion unless there is a request to discuss a particular Consent Agenda item. The issue separately discussed will be voted on separately.

Free childcare during the meeting is available at the Athletic Center. To reserve a spot, please contact Dayna Dixon at 503-619-3861 or [ddixon@thprd.org](mailto:ddixon@thprd.org) (or, contact the Athletic Center at 503-629-6330). In compliance with the Americans with Disabilities Act (ADA), this material, in an alternate format, or special accommodations for the meeting, will be made available by calling 503-645-6433 at least 48 hours prior to the meeting.



## MEMO

**DATE:** August 7, 2019  
**TO:** Board of Directors  
**FROM:** Doug Menke, General Manager

**RE:** **Information Regarding the August 13, 2019 Board of Directors Meeting**

### **Agenda Item #1 – Work Session**

Attached please find a memo announcing that the board of directors will be conducting a work session in order to discuss Diversity, Equity, Inclusion and Access (DEIA).

### **Agenda Item #7 – Consent Agenda**

Attached please find consent agenda items #7A-E for your review and approval.

**Action Requested:** **Approve Consent Agenda Items #7A-E as submitted:**

- A. Approve: Minutes of July 23, 2019 Board Meeting**
- B. Approve: Monthly Bills**
- C. Approve: Monthly Financial Statement**
- D. Approve: Resolution Acknowledging Property Acquisitions for Fiscal Year 2018/19 and Describing Funding Source(s) and Purpose**
- E. Approve: Resolution Appointing Audit Committee Member**

### **Agenda Item #8 – Unfinished Business**

#### **A. General Manager's Report**

Attached please find the General Manager's Report for the August regular board meeting.

### **Other Packet Enclosures**

- Management Report to the Board
- Monthly Capital Report
- Monthly Bond Capital Report
- System Development Charge Report
- Newspaper Articles



## MEMO

**DATE:** August 6, 2019  
**TO:** Board of Directors  
**FROM:** Doug Menke, General Manager

**RE:** **Diversity, Equity, Inclusion & Access (DEIA)**

Lillian Tsai with TsaiComms, LLC, will be at your work session to present a board training in relation to Diversity, Equity, Inclusion & Access (DEIA).

In addition, Holly Thompson, Communications Director, and Christine Hoffman, Human Resources Manager, will be in attendance to join Lillian in updating the board regarding the district's work with TsaiComms on Observations, Findings, and Recommendations for Diversity, Equity & Inclusion.



**Tualatin Hills Park & Recreation District  
Minutes of a Regular Meeting of the Board of Directors**

A meeting of the Tualatin Hills Park & Recreation District Board of Directors was held on Tuesday, July 23, 2019, at the HMT Recreation Complex, Dryland Training Center, 15707 SW Walker Road, Beaverton, Oregon. Regular Meeting 7 pm; Executive Session to follow Regular Meeting.

Present:

Felicita Monteblanco	President/Director
Tya Ping	Secretary/Director
Wendy Kroger	Secretary Pro-Tempore/Director
Heidi Edwards	Director
Ashley Hartmeier-Prigg	Director
Doug Menke	General Manager

**Agenda Item #1 – Call Regular Meeting to Order**

A Regular Meeting of the Tualatin Hills Park & Recreation District Board of Directors was called to order by Secretary Felicita Monteblanco on Tuesday, July 23, 2019, at 7 pm.

**Agenda Item #2 – Swearing in of Newly Elected Board Members**

A swearing in ceremony for the district’s newly elected board members was conducted as follows:

- Becky Tymchuk, Beaverton School District Board Chair, swore in Wendy Kroger for Position #2
- Felicita Monteblanco, THPRD Board Secretary, swore in Ashley Hartmeier-Prigg for Position #3
- Lynn Peterson, Metro Council President, swore in Heidi Edwards for Position #4
- Lacey Beaty, City of Beaverton Council President, swore in Tya Ping for Position #5

**Agenda Item #3 – Election of Officers for Fiscal Year 2019/20**

Secretary Monteblanco opened the floor to nominations for board officers for fiscal year 2019/20.

**Wendy Kroger nominated Felicita Monteblanco to serve as president of the Tualatin Hills Park & Recreation District Board of Directors for fiscal year 2019/20. Tya Ping seconded the nomination. Hearing no further nominations, roll call proceeded as follows:**

Heidi Edwards	Yes
Tya Ping	Yes
Ashley Hartmeier-Prigg	Yes
Wendy Kroger	Yes
Felicita Monteblanco	Yes

**The nomination to elect Felicita Monteblanco to serve as president for fiscal year 2019/20 was UNANIMOUSLY APPROVED.**

**Heidi Edwards nominated Tya Ping to serve as secretary of the Tualatin Hills Park & Recreation District Board of Directors for fiscal year 2019/20. Felicita Monteblanco seconded the nomination. Hearing no further nominations, roll call proceeded as follows:**

Ashley Hartmeier-Prigg Yes  
Heidi Edwards Yes  
Tya Ping Yes  
Wendy Kroger Yes  
Felicita Monteblanco Yes

The nomination to elect Tya Ping to serve as secretary for fiscal year 2019/20 was UNANIMOUSLY APPROVED.

Felicita Monteblanco nominated Wendy Kroger to serve as secretary pro-tempore of the Tualatin Hills Park & Recreation District Board of Directors for fiscal year 2019/20. Heidi Edwards seconded the nomination. Hearing no further nominations, roll call proceeded as follows:

Ashley Hartmeier-Prigg Yes  
Tya Ping Yes  
Heidi Edwards Yes  
Wendy Kroger Yes  
Felicita Monteblanco Yes

The nomination to elect Wendy Kroger to serve as secretary pro-tempore for fiscal year 2019/20 was UNANIMOUSLY APPROVED.

#### **Agenda Item #4 – Presentation: Recognition of Arts & Communication Magnet Academy Students**

Holly Thompson, Communications Director, and Liz Eischen, Communications Specialist - Digital Engagement, recognized students and faculty in attendance this evening from Beaverton School District's Arts & Communication Magnet Academy. The students have produced a short video to highlight what THPRD means to the community, with Access for All as the central theme, which was then played for the audience.

The board members complimented and thanked the students for their efforts on the video.

- ✓ The students' teacher, Kevin Bennett, thanked the district for the opportunity provided to the students in producing this video.

#### **Agenda Item #5 – Audience Time**

Initially, there was no testimony during Audience Time; however, President Monteblanco accommodated a request for testimony later in the meeting from a community member who missed the first opportunity to testify.

#### **Agenda Item #6 – Board Time**

##### **A. Board Liaison Assignments**

President Monteblanco led the board discussion regarding board members' preferences in serving as liaisons to district committees. The discussion resulted in the following assignments:

- Nature & Trails Advisory Committee: Heidi Edwards
- Parks & Facilities Advisory Committee: Wendy Kroger
- Programs & Events Advisory Committee: Tya Ping
- Audit Committee: Ashley Hartmeier-Prigg
- Tualatin Hills Park Foundation: Heidi Edwards
- Fiduciary Committee: Wendy Kroger

Ashley Hartmeier-Prigg inquired whether these liaison assignments are for one year.

- ✓ General Manager Doug Menke replied that it is up to the board, but generally yes.
- ✓ Felicita noted that she served as the liaison to the Tualatin Hills Park Foundation for two years and felt that the first year was more educational, while the second year she was able to assist and contribute more.

**Agenda Item #7 – Consent Agenda**

Wendy Kroger moved that the board of directors approve consent agenda items (A) Minutes of June 11, 2019 Regular Board Meeting, (B) Minutes of June 18, 2019 Regular Board Meeting, (C) Monthly Bills, (D) Monthly Financial Statement, (E) Intergovernmental Agreement with City of Tigard for Scholls Ferry Road Trail Crossing Study, and (F) Abbey Creek Park Phase 1 Construction Contract. Heidi Edwards seconded the motion. Roll call proceeded as follows:

Ashley Hartmeier-Prigg	Yes
Tya Ping	Yes
Heidi Edwards	Yes
Wendy Kroger	Yes
Felicita Monteblanco	Yes

The motion was **UNANIMOUSLY APPROVED**.

**Agenda Item #8 – Unfinished Business**

**A. Annual Planning Cycle**

General Manager Doug Menke introduced Keith Hobson, director of Business & Facilities, and Aisha Panas, director of Park & Recreation Services, to present information relating to the district’s annual planning cycle. This information is being provided as an update to an initial presentation to the board on this topic at the February 2019 Regular Board meeting.

Keith and Aisha provided a detailed overview of the district’s current annual planning cycle and proposed future adjustments via a PowerPoint presentation, a copy of which was entered into the record, and which included the following information:

- Long Range Planning
  - How the district’s current planning documents (Comprehensive Plan, Strategic Plan, Service & Financial Sustainability Plan, Functional Plans, etc.) inform the board’s adopted goal outcomes, district budget and departmental work plans
- Budget Planning Process During Visioning
  - Preparing for the district’s visioning process
  - District priorities completed in FY 2018/19, upcoming priorities for FY 2019/20, and future priorities for FY 2020/21 and FY 2021/22 contingent on board priorities
  - October 2019 board retreat
    - Review the budget and work plan for FY 2019/20
    - Discuss and reach consensus on board member priorities for FY 2020/21
- Budget Planning Process Post-Visioning
  - Service & Financial Sustainability Plan Update
    - Includes update to resource allocation plan, cost recovery philosophy and service assessments
  - New strategic plan
  - Functional plans would be updated via staff review
  - Proposed annual planning cycle for FY 2021/22
    - July – September 2020: Hold board retreat for FY 2021/22 planning
    - October 2020 – June 2021: Develop business plans and budget
    - April – June 2021: Develop district work plan from budget
    - July 2021 – June 2022: Implement work plan and budget

Keith and Aisha offered to answer any questions the board may have.

Heidi Edwards thanked staff for providing the board with a copy of the THPRD Workplans for FY 2019/20 through FY 2021/22 planning document, noting that it is detailed and helpful information.

Wendy Kroger inquired whether any items had been removed from the THPRD Workplans document as previously presented to the board in February 2019.

✓ Keith replied that no items have been removed.

Heidi inquired about the typical interval for updating the district's Strategic Plan.

- ✓ Keith replied that historically the district's comprehensive plans have been the master planning documents. The proposal is to discontinue the comprehensive plan, with the Vision and Strategic Plan in its place. Comprehensive plans were targeted for updates every five to eight years.

President Monteblanco complimented staff on the continual improvements made to this process, noting that so much of what is listed on the THPRD Workplans document aligns with the new board members' priorities, as well.

## **B. Visioning Process**

General Manager Doug Menke introduced Holly Thompson, Communications Director, and Jaspreet Chahal, Community Engagement Specialist, to provide an overview of the memo included within the board of directors' information packet regarding the district's visioning process. Previous updates were provided to the board on this topic at the November 13, 2018 and May 14, 2019 Regular Board meetings. Also in attendance is Lulu Ballesteros Jones, the district's Cultural Inclusion Specialist, who has been assisting in this project, as well.

Holly and Jaspreet provided a detailed overview of the visioning process currently underway via a PowerPoint presentation, a copy of which was entered into the record, and which included the following information:

- Project Timeline
  - Phase One: Preparation (April – May 2019)
  - Phase Two: Outreach (June – October 2019)
  - Phase Three: Action Teams (October – November 2019)
  - Phase Four: Community Review (December 2019 – February 2020)
  - Phase Five: Vision Report (March – May 2020)
- Current Phase: Outreach
  - Recruited Visioning Task Force (VTF) members
  - VTF members trained to actively engage and connect with people
  - Partnered with community-based organizations
    - Have spoken to over 2,200 people and collected over 2,400 ideas so far
    - Goal is to reach 8,000-10,000 people by fall
- Visioning Task Force
  - Outreach events
    - Over 70 events planned
  - Engagement tools
    - Comment drop boxes
    - Online open house
    - THPRD employee engagement
    - Identifying our partners

Holly and Jaspreet offered to answer any questions the board may have.

President Monteblanco commented that the board is excited to participate in the outreach events in whatever way that is most helpful to the project.

- ✓ Holly thanked the board members for their interest and described how community members can react differently to providing feedback to volunteers versus district staff. She added that training could be provided to board members interested in assisting, such as that if a community member's feedback is based on incorrect information, to resist the urge to correct the community member and to collect the feedback as it is provided.

Tya Ping inquired whether community members who have given feedback are provided with information as to other outreach opportunities should they wish to provide additional input.

- ✓ Jaspreet confirmed that the outreach process is a multi-pronged approach and that those who provide one-on-one feedback are also given information regarding how to access the project website and additional ways to participate.
- ✓ Holly added that district staff recognizes that there are a variety of ways people want to or are comfortable with sharing information, so the district's event tables have a variety of methods available.

Heidi Edwards commented that VTF members and district staff recently presented at the joint advisory committees meeting and that they did an excellent job. She was impressed seeing them in action and how they engaged in the questioning, including the response given about the creative approach of the visioning process when asked why a mascot is being used in the visual outreach materials versus people or families.

President Monteblanco complimented the wide variety of events included on the outreach events calendar.

- ✓ Holly welcomed suggestions regarding any groups that appear to be missing from the list.

**Agenda Item #5 – Audience Time** (taken out of order)

Charles Osborne, 15074 SW Barcelona Way, Beaverton, is before the THPRD Board of Directors this evening regarding an encroachment issue affecting multiple homes adjacent to the Brookhaven Woods and Lowami Hart Woods Natural Areas. Mr. Osborne stated that he is not before the board this evening to argue the encroachment issue, but to request a meeting with the board members in order to discuss and resolve the situation to the mutual satisfaction of all parties. He stated that over the past year, district staff has refused to discuss the situation with the group of homeowners and that he in particular was told that because he was a renter, he should not participate. The group went as far as to request the assistance of the City of Beaverton's dispute resolution center but was told that they could not help unless both parties were willing to participate. He concluded by requesting a meeting with the board at their convenience, noting that district staff has issued a deadline of the end of August to resolve the encroachment. A written copy of Mr. Osbourne's testimony was entered into the record.

President Monteblanco thanked Mr. Osbourne for his testimony this evening, noting that the board strives to be accessible to the public, and asked if district staff has any comments on this topic that they would like to share.

- ✓ General Manager Doug Menke commented that the district's encroachment policy is a board policy that is very regulated and structured with the goal of protecting public property. District staff is well-aware of this particular situation which has been ongoing. The original deadline to resolve the encroachments had already been extended substantially at the request of the homeowners. District staff remain available to meet with Mr. Osbourne as has been previously offered. He would be happy to provide the board with a full update once the meeting with Mr. Osbourne has taken place.

President Monteblanco agreed, noting that the board is interested in learning additional details.

**C. General Manager's Report**

General Manager Doug Menke provided an overview of his General Manager's Report included within the board of directors' information packet, including the following:

- Maintenance Operations Sustainability Updates
  - Danelle Hauther, Capital Projects Coordinator, provided an overview regarding recent changes in Maintenance Operations' practices in support of sustainability efforts via a PowerPoint presentation, a copy of which was entered into the record.
- Board of Directors Meeting Schedule

Doug offered to answer any questions the board may have.



Wendy Kroger inquired whether district staff has experienced any difference in performance with the new electric mowing equipment.

- ✓ Danelle replied that there have not been any performance issues reported and that the new equipment is easier to maintain than traditional gas-powered mowers.

Ashley Hartmeier-Prigg complimented staff on their philosophy of an overall reduction in the use of asphalt by reusing old asphalt, noting that reducing her own use of natural resources, versus simply recycling, is a personal goal.

Tya Ping thanked district staff for these efforts, noting that she believes sustainability is a value and priority that the entire board shares.

President Montebalanco described the ripple effect THPRD can have on other agencies' choices when others see THPRD successfully lead by example in sustainability efforts.

President Montebalanco described an intent to hold topic-specific work sessions in conjunction with existing regular board meetings consistently over the next fiscal year that would allow the board to dig deeper into subject matters the board is passionate about. She is open to discussing the work session start times based on board member schedules, noting that some subjects may require an additional meeting date, but that she is cognizant of the other commitments the board members have, as well.

#### **Agenda Item #9 – Executive Session (A) Legal (B) Land**

President Montebalanco called executive session to order for the following purposes:

- To consider information or records that are exempt by law from public inspection, and
- To conduct deliberations with persons designated by the governing body to negotiate real property transactions.

The Executive Session is held under authority of ORS 192.660(2) (e) & (f).

President Montebalanco noted that the news media and designated staff may attend executive session. Representatives of the news media were directed not to disclose information discussed during executive session. No final action or final decision may be made in executive session. At the end of executive session, the board welcomed the audience into the room.

#### **Agenda Item #10 – Reconvene Regular Meeting**

President Montebalanco reconvened the Tualatin Hills Park & Recreation District Board of Directors meeting for Tuesday, July 23, 2019.

#### **Agenda Item #11 – Action Resulting from Executive Session**

There was no action resulting from Executive Session.

#### **Agenda Item #12 – Adjourn**

There being no further business, the meeting was adjourned at 8:50 pm.

---

Felicita Montebalanco, President

---

Tya Ping, Secretary

Recording Secretary,  
Jessica Collins

Check #	Check Date	Vendor Name	Check Amount
69153	6/6/2019	COMMUNITY NEWSPAPERS, INC.	3,796.00
69499	6/6/2019	METRO PARENT PUBLISHING INC.	2,891.00
307543	6/12/2019	WEB MEDIA GROUP, LLC	3,900.00
		<b>Advertising</b>	<b>\$ 10,587.00</b>
ACH	6/26/2019	TREECOLOGY, INC.	8,900.00
		<b>Capital Outlay - Bond - Natural Resources Projects</b>	<b>\$ 8,900.00</b>
307470	6/5/2019	PORTLAND GENERAL ELECTRIC	1,836.28
ACH	6/5/2019	MACKAY & SPOSITO, INC.	8,059.54
ACH	6/12/2019	BRIAN C. JACKSON, ARCHITECT LLC	6,815.02
ACH	6/26/2019	MACKAY & SPOSITO, INC.	5,944.38
		<b>Capital Outlay - Bond - New/Redevelop Community Parks</b>	<b>\$ 22,655.22</b>
307499	6/12/2019	CLEAN WATER SERVICES	2,121.76
ACH	6/12/2019	3J CONSULTING, INC	2,592.59
307640	6/26/2019	BEAVERTON, CITY OF	5,387.11
		<b>Capital Outlay - Bridges/Bdwlks-3 sites</b>	<b>\$ 10,101.46</b>
69217	6/6/2019	JOHNSON CONTROLS FIRE PROTECTION, LP	900.00
		<b>Capital Outlay - Building Improvements</b>	<b>\$ 900.00</b>
ACH	6/5/2019	LIFE FITNESS	1,452.60
69152	6/6/2019	PRECOR COMMERCIAL FITNESS	15,456.00
307596	6/19/2019	P & C CONSTRUCTION	1,837.00
307612	6/19/2019	KOEBER'S INC.	8,647.50
ACH	6/19/2019	CDW GOVERNMENT, INC.	9,996.20
307639	6/26/2019	ARCTIC SHEET METAL, INC.	7,937.00
307664	6/26/2019	STEELE ELECTRIC LLC	29,933.00
		<b>Capital Outlay - Building Replacements</b>	<b>\$ 75,259.30</b>
69526	6/6/2019	LIFEGUARD STORE, INC., THE	1,150.00
		<b>Capital Outlay - Facility Challenge Grants</b>	<b>\$ 1,150.00</b>
307447	6/5/2019	NORTHSIDE TRUCKS & EQUIPMENT	31,216.05
307594	6/19/2019	NORTHSIDE TRUCKS & EQUIPMENT	24,619.87
		<b>Capital Outlay - Fleet Capital Replacement</b>	<b>\$ 55,835.92</b>
69006	6/6/2019	TECHNOLOGY INTEGRATION GROUP (TIG)	50,042.60
		<b>Capital Outlay - Information Technology Improvement</b>	<b>\$ 50,042.60</b>
69217	6/6/2019	JOHNSON CONTROLS FIRE PROTECTION, LP	10,000.00
ACH	6/19/2019	GOODFELLOW BROS., INC.	308,655.00
ACH	6/19/2019	MUSCO SPORTS LIGHTING, LLC	19,908.35
307642	6/26/2019	BSN SPORTS	3,212.99
ACH	6/26/2019	OREGON CORRECTIONS ENTERPRISES	1,299.00
		<b>Capital Outlay - Park &amp; Trail Improvements</b>	<b>\$ 343,075.34</b>
307493	6/12/2019	4R7 CONSTRUCTION	94,210.00
307537	6/12/2019	STEVE'S PUMP SERVICE, INC.	10,721.75
307646	6/26/2019	HOSS PAVING, INC.	83,352.00
		<b>Capital Outlay - Park &amp; Trail Replacements</b>	<b>\$ 188,283.75</b>

Check #	Check Date	Vendor Name	Check Amount
ACH	6/5/2019	LYDA EXCAVATING, INC.	10,215.10
307541	6/12/2019	WASHINGTON COUNTY	4,666.24
307542	6/12/2019	WASHINGTON COUNTY	2,133.00
307658	6/26/2019	PORTLAND GENERAL ELECTRIC	1,542.01
307670	6/26/2019	WH PACIFIC, INC.	4,166.37
ACH	6/26/2019	MACKAY & SPOSITO, INC.	115.50
		<b>Capital Outlay - SDC - Park Development/Improvement</b>	<b>\$ 22,838.22</b>
68919	6/5/2019	FREEDOMPAY INC.	1,151.04
		<b>Credit Card Fees</b>	<b>\$ 1,151.04</b>
307452	6/5/2019	RDH BUILDING SCIENCE, INC.	1,875.00
307564	6/14/2019	TICOR TITLE COMPANY	10,000.00
		<b>Due Diligence</b>	<b>\$ 11,875.00</b>
307449	6/5/2019	PORTLAND GENERAL ELECTRIC	19,362.12
307530	6/12/2019	PORTLAND GENERAL ELECTRIC	1,345.17
307597	6/19/2019	PORTLAND GENERAL ELECTRIC	1,393.08
307659	6/26/2019	PORTLAND GENERAL ELECTRIC	38,421.27
ACH	6/26/2019	PGE (CLEAN WIND)	1,867.08
		<b>Electricity</b>	<b>\$ 62,388.72</b>
307433	6/3/2019	Kaiser Foundation Health Plan	307,394.84
307434	6/3/2019	Moda Health Plan, Inc.	27,569.86
307439	6/3/2019	UNUM Life Insurance-LTC	1,716.00
307441	6/4/2019	Standard Insurance Co.	13,888.14
307613	6/19/2019	Standard Insurance Company	436,404.29
		<b>Employee Benefits</b>	<b>\$ 786,973.13</b>
307436	6/3/2019	PACIFICSOURCE ADMINISTRATORS, INC.	3,196.76
ACH	6/3/2019	Massachusetts Mutual Life Insurance Company	12,184.76
ACH	6/3/2019	Oregon Department of Justice	1,194.12
307442	6/4/2019	Standard Insurance Company	38,769.20
ACH	6/5/2019	THPRD - EMPLOYEE ASSOCIATION	8,775.52
307559	6/14/2019	Oregon Department of Revenue	1,424.35
307560	6/14/2019	PACIFICSOURCE ADMINISTRATORS, INC.	3,074.76
307561	6/14/2019	Standard Insurance Company	32,778.22
ACH	6/14/2019	Massachusetts Mutual Life Insurance Company	13,816.86
ACH	6/14/2019	Oregon Department of Justice	1,240.00
307677	6/28/2019	PACIFICSOURCE ADMINISTRATORS, INC.	10,546.21
307678	6/28/2019	Standard Insurance Company	37,938.14
ACH	6/28/2019	Massachusetts Mutual Life Insurance Company	13,807.70
ACH	6/28/2019	Oregon Department of Justice	1,536.03
		<b>Employee Deductions</b>	<b>\$ 180,282.63</b>

Check #	Check Date	Vendor Name	Check Amount
68786	6/4/2019	NW NATURAL	1,069.69
68794	6/4/2019	NW NATURAL	1,359.40
68795	6/4/2019	NW NATURAL	1,390.91
68797	6/4/2019	NW NATURAL	1,079.38
307469	6/5/2019	NW NATURAL	9,592.41
307595	6/19/2019	NW NATURAL	2,917.88
307653	6/26/2019	NW NATURAL	4,087.80
		<b>Heat</b>	<b>\$ 21,497.47</b>
ACH	6/12/2019	PORTLAND ENERGY BASKETBALL LLC	2,052.00
ACH	6/26/2019	PORTLAND ENERGY BASKETBALL LLC	2,800.00
		<b>Instructional Services</b>	<b>\$ 4,852.00</b>
307602	6/19/2019	SPECIAL DISTRICTS ASSOCIATION OF OREGON	1,000.00
		<b>Insurance</b>	<b>\$ 1,000.00</b>
68920	6/5/2019	WASTE MANAGEMENT OF OREGON	1,937.48
68923	6/5/2019	GUARANTEED PEST CONTROL SERVICE CO., INC.	1,930.00
307466	6/5/2019	FARLEY GROUP, INC., THE	8,475.72
ACH	6/5/2019	HYDRO CLEAN ENVIRONMENTAL, LLC	3,700.00
69572	6/6/2019	UNITED SITE SERVICES	3,915.81
69771	6/6/2019	UNITED SITE SERVICES	4,660.80
ACH	6/19/2019	RCO STEAM CLEANING, INC.	3,200.00
307643	6/26/2019	CEDAR HILLS BAPTIST CHURCH	3,650.00
307665	6/26/2019	TMG SERVICES	15,990.53
ACH	6/26/2019	HYDRO CLEAN ENVIRONMENTAL, LLC	2,400.00
		<b>Maintenance Services</b>	<b>\$ 49,860.34</b>
68914	6/4/2019	STAPLES BUSINESS ADVANTAGE	8,409.78
ACH	6/5/2019	ORCA PACIFIC, INC.	1,029.19
69028	6/6/2019	EWING IRRIGATION PRODUCTS, INC.	1,355.09
69067	6/6/2019	EWING IRRIGATION PRODUCTS, INC.	1,078.75
69115	6/6/2019	TARGET SPECIALTY PRODUCTS	2,376.80
69134	6/6/2019	EWING IRRIGATION PRODUCTS, INC.	1,816.84
69807	6/6/2019	STEP FORWARD ACTIVITIES, INC.	8,212.47
307498	6/12/2019	CHARTER MECHANICAL CONTRACTORS, INC.	1,683.00
		<b>Maintenance Supplies</b>	<b>\$ 25,961.92</b>
68915	6/4/2019	RICOH USA, INC.	3,064.43
68916	6/5/2019	AT&T MOBILITY	172.92
69164	6/6/2019	KINGPINS - BEAVERTON	1,000.00
ACH	6/19/2019	DELL MARKETING L.P.	1,012.11
		<b>Office Supplies</b>	<b>\$ 5,249.46</b>
307605	6/19/2019	US POSTAL SERVICE CMRS-PB	3,000.00
		<b>Postage</b>	<b>\$ 3,000.00</b>

Check #	Check Date	Vendor Name	Check Amount
307436	6/3/2019	PACIFICSOURCE ADMINISTRATORS, INC.	911.25
ACH	6/5/2019	ALTA PLANNING & DESIGN, INC.	1,895.50
69164	6/6/2019	KINGPINS - BEAVERTON	1,000.00
ACH	6/12/2019	KOFF & ASSOCIATES, INC.	1,946.00
ACH	6/12/2019	TALBOT, KORVOLA & WARWICK, LLP	12,500.00
ACH	6/12/2019	TSAICOMMS, LLC	6,050.00
307560	6/14/2019	PACIFICSOURCE ADMINISTRATORS, INC.	34.50
ACH	6/19/2019	MILLER NASH GRAHAM & DUNN LLP	28,948.54
ACH	6/19/2019	R & W ENGINEERING, INC.	3,311.25
ACH	6/26/2019	KOFF & ASSOCIATES, INC.	5,143.00
307677	6/28/2019	PACIFICSOURCE ADMINISTRATORS, INC.	957.75
		<b>Professional Services</b>	<b>\$ 62,697.79</b>
68915	6/4/2019	RICOH USA, INC.	249.37
68925	6/5/2019	COMCAST CABLE	31.07
307454	6/5/2019	SMART FOODSERVICE WAREHOUSE STORES	4,188.33
69030	6/6/2019	MOTION PICTURE LICENSING CORPORATION	3,556.26
69081	6/6/2019	KORE GROUP	5,066.43
69418	6/6/2019	HEARTSMART.COM	1,087.00
ACH	6/19/2019	DELL MARKETING L.P.	4,631.17
ACH	6/26/2019	SNA SPORTS GROUP, LLC.	12,916.00
		<b>Program Supplies</b>	<b>\$ 31,725.63</b>
68920	6/5/2019	WASTE MANAGEMENT OF OREGON	6,059.25
		<b>Refuse Services</b>	<b>\$ 6,059.25</b>
68915	6/4/2019	RICOH USA, INC.	2,994.09
307462	6/5/2019	BEAVERTON SCHOOL DISTRICT #48	29,421.00
		<b>Rental Equipment</b>	<b>\$ 32,415.09</b>
69446	6/6/2019	DELL MARKETING L.P.	3,225.64
69468	6/6/2019	DELL MARKETING L.P.	1,612.82
		<b>Small Furniture &amp; Equipment</b>	<b>\$ 4,838.46</b>
68925	6/5/2019	COMCAST CABLE	60.89
307467	6/5/2019	GRUNOW, KYLIE	1,500.00
69412	6/6/2019	AVERTIUM, LLC	2,000.00
307500	6/12/2019	DATAComm, LLC	1,670.00
307501	6/12/2019	ELEVATE TECHNOLOGY GROUP	2,925.00
ACH	6/12/2019	SMITH DAWSON & ANDREWS	3,000.00
307583	6/19/2019	BARRETT, MOSES	1,500.00
307610	6/19/2019	EDWARDS ENTERPRISES	1,209.60
ACH	6/19/2019	DELL MARKETING L.P.	57,670.10
ACH	6/26/2019	STEW DODGE	3,312.50
		<b>Technical Services</b>	<b>\$ 74,848.09</b>
ACH	6/12/2019	TSAICOMMS, LLC	7,100.00
ACH	6/19/2019	JOHNSON, COREY	1,365.25
		<b>Technical Training</b>	<b>\$ 8,465.25</b>

Check #	Check Date	Vendor Name	Check Amount
68916	6/5/2019	AT&T MOBILITY	10,049.33
68925	6/5/2019	COMCAST CABLE	3,534.45
ACH	6/19/2019	DELL MARKETING L.P.	1,104.12
ACH	6/26/2019	ALLSTREAM BUSINESS US	5,128.64
		<b>Telecommunications</b>	<b>\$ 19,816.54</b>
307647	6/26/2019	THP FOUNDATION	5,390.25
		<b>THPF - Aquatics Helping Hands</b>	<b>\$ 5,390.25</b>
307647	6/26/2019	THP FOUNDATION	15.00
		<b>THPF - Donations</b>	<b>\$ 15.00</b>
307647	6/26/2019	THP FOUNDATION	3,594.72
		<b>THPF - Nature Center Plant Sales</b>	<b>\$ 3,594.72</b>
307647	6/26/2019	THP FOUNDATION	1,201.04
		<b>THPF - Nature Center Sales</b>	<b>\$ 1,201.04</b>
307463	6/5/2019	CARSON OIL, INC.	4,194.44
307609	6/19/2019	CARSON OIL, INC.	3,929.74
307668	6/26/2019	TUALATIN VALLEY WATER DISTRICT	11,313.07
		<b>Vehicle Gas &amp; Oil</b>	<b>\$ 19,437.25</b>
68812	6/4/2019	BEAVERTON, CITY OF	2,690.52
68814	6/4/2019	BEAVERTON, CITY OF	1,157.58
68816	6/4/2019	BEAVERTON, CITY OF	1,016.83
68836	6/4/2019	BEAVERTON, CITY OF	2,663.48
68874	6/4/2019	TUALATIN VALLEY WATER DISTRICT	1,074.64
68875	6/4/2019	TUALATIN VALLEY WATER DISTRICT	1,236.00
68876	6/4/2019	TUALATIN VALLEY WATER DISTRICT	1,275.15
68877	6/4/2019	TUALATIN VALLEY WATER DISTRICT	2,113.25
68878	6/4/2019	TUALATIN VALLEY WATER DISTRICT	2,141.05
68879	6/4/2019	TUALATIN VALLEY WATER DISTRICT	2,401.23
		<b>Water &amp; Sewer</b>	<b>\$ 17,769.73</b>
		<b>Grand Total</b>	<b>\$ 2,231,994.61</b>

## Tualatin Hills Park &amp; Recreation District

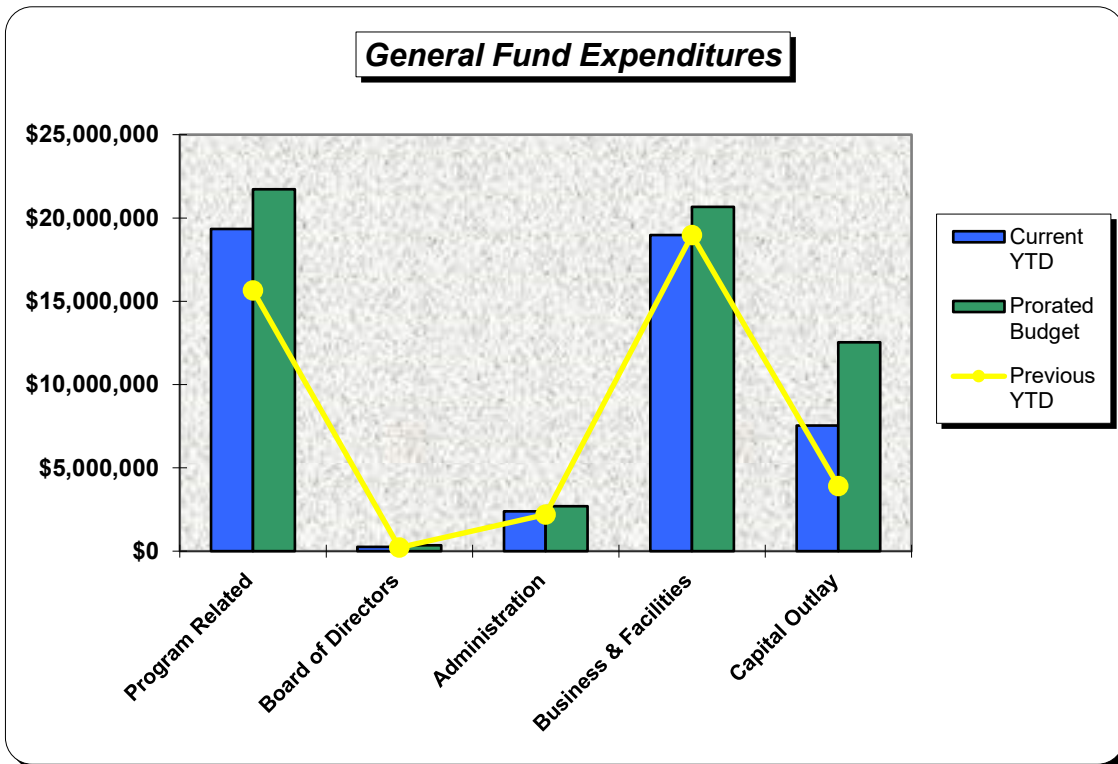
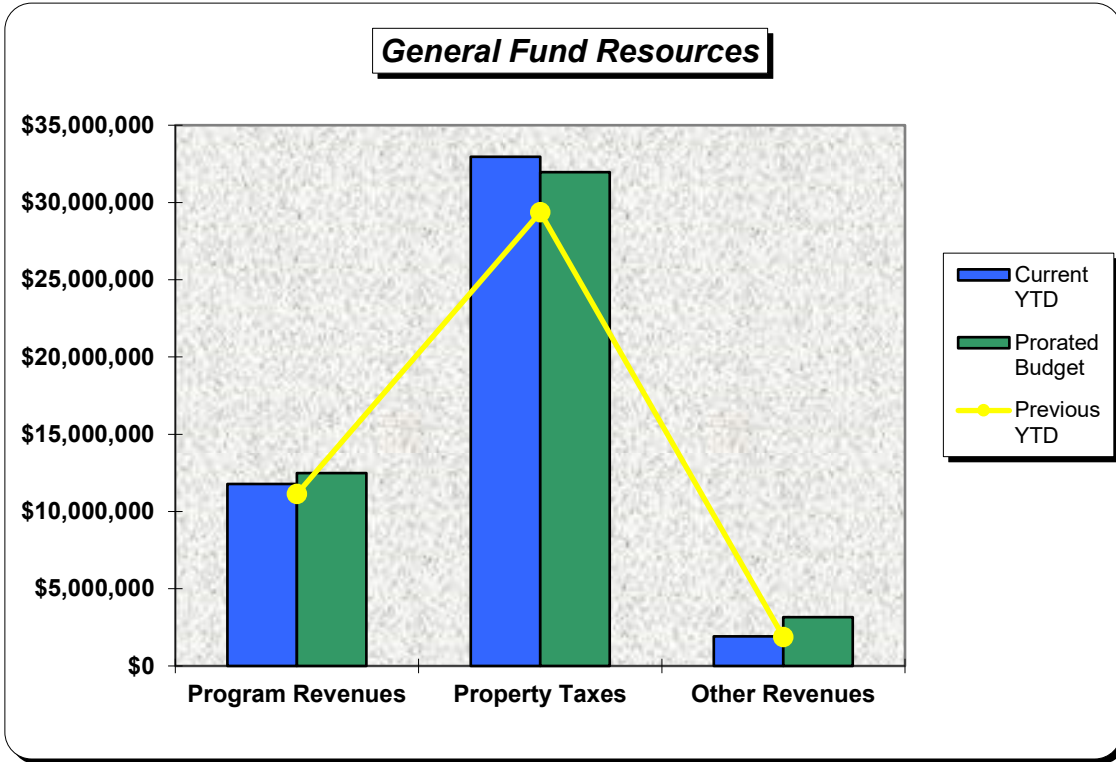
General Fund Financial Summary  
June, 2019 \*\*PRELIMINARY\*\*

	<i>Current Month</i>	<i>Year to Date</i>	<i>Prorated Budget</i>	<i>% YTD to Prorated Budget</i>	<i>Full Fiscal Year Budget</i>
<b>Program Resources:</b>					
Aquatic Centers	\$ 471,159	\$ 3,086,749	\$ 3,527,061	87.5%	\$ 3,527,061
Tennis Center	49,566	1,040,556	1,145,403	90.8%	1,145,403
Recreation Centers & Programs	576,993	5,417,935	5,616,772	96.5%	5,616,772
Sports Programs & Field Rentals	275,110	1,707,126	1,727,357	98.8%	1,727,357
Natural Resources	60,353	517,945	460,823	112.4%	460,823
<b>Total Program Resources</b>	<b>1,433,181</b>	<b>11,770,311</b>	<b>12,477,416</b>	<b>94.3%</b>	<b>12,477,416</b>
<b>Other Resources:</b>					
Property Taxes	628,420	32,952,981	31,969,978	103.1%	31,969,978
Interest Income	38,017	499,267	250,000	199.7%	250,000
Facility Rentals/Sponsorships	23,111	547,526	517,200	105.9%	517,200
Grants	10,210	321,999	1,998,539	16.1%	1,998,539
Miscellaneous Income	32,667	547,089	398,450	137.3%	398,450
Debt Proceeds	-	4,000,000	4,000,000	100.0%	4,000,000
<b>Total Other Resources</b>	<b>732,425</b>	<b>38,868,862</b>	<b>39,134,167</b>	<b>99.3%</b>	<b>39,134,167</b>
<b>Total Resources</b>	<b>\$ 2,165,606</b>	<b>\$ 50,639,173</b>	<b>\$ 51,611,583</b>	<b>98.1%</b>	<b>\$ 51,611,583</b>
<b>Program Related Expenditures:</b>					
Parks & Recreation Administration	61,479	643,781	695,855	92.5%	695,855
Aquatic Centers	327,526	4,097,508	4,594,776	89.2%	4,594,776
Tennis Center	104,560	1,372,565	1,442,195	95.2%	1,442,195
Recreation Centers	630,378	7,578,541	8,594,850	88.2%	8,594,850
Community Programs	31,496	481,744	505,230	95.4%	505,230
Athletic Center & Sports Programs	234,741	2,461,555	2,878,061	85.5%	2,878,061
Natural Resources & Trails	244,255	2,707,717	3,008,019	90.0%	3,008,019
<b>Total Program Related Expenditures</b>	<b>1,634,435</b>	<b>19,343,411</b>	<b>21,718,986</b>	<b>89.1%</b>	<b>21,718,986</b>
<b>General Government Expenditures:</b>					
Board of Directors	68,443	249,555	356,500	70.0%	356,500
Administration	240,266	2,382,986	2,689,564	88.6%	2,689,564
Business & Facilities	1,640,622	18,977,967	20,667,213	91.8%	20,667,213
Capital Outlay	917,209	7,533,918	12,529,412	60.1%	12,529,412
Contingency/Capital Replacement Reserve	-	-	4,665,059	0.0%	4,665,059
<b>Total Other Expenditures:</b>	<b>2,866,540</b>	<b>29,144,426</b>	<b>40,907,748</b>	<b>71.2%</b>	<b>40,907,748</b>
<b>Total Expenditures</b>	<b>\$ 4,500,975</b>	<b>\$ 48,487,837</b>	<b>\$ 62,626,734</b>	<b>77.4%</b>	<b>\$ 62,626,734</b>
<b>Revenues over (under) Expenditures</b>	<b>\$ (2,335,369)</b>	<b>\$ 2,151,336</b>	<b>\$ (11,015,151)</b>	<b>-19.5%</b>	<b>\$ (11,015,151)</b>
<b>Beginning Cash on Hand</b>		<b>12,583,814</b>	<b>11,015,151</b>	<b>114.2%</b>	<b>11,015,151</b>
<b>Ending Cash on Hand</b>		<b>\$ 14,735,150</b>	<b>\$ -</b>	<b>100.0%</b>	<b>\$ -</b>

# Tualatin Hills Park and Recreation District

## General Fund Financial Summary

June, 2019 **\*\*PRELIMINARY\*\***







## MEMO

**DATE:** July 24, 2019  
**TO:** Doug Menke, General Manager  
**FROM:** Keith Hobson, Director of Business & Facilities

**RE:** **Resolution Acknowledging Property Acquisitions for Fiscal Year 2018/19 and Describing Funding Source(s) and Purpose**

### **Introduction**

Staff are requesting board of directors' approval of Resolution No. 2019-11, Acknowledging Property Acquisitions for Fiscal Year 2018/19 and Describing Funding Source(s) and Purpose.

### **Background**

The board of directors' practice is to approve of an acquisition at a public meeting prior to its closing, but in order to retain confidentiality until the acquisition is completed THPRD does not disclose details about it at the time of approval. To increase public knowledge and establish a record of the details and purpose of each completed acquisition, the board established a practice of annually approving a resolution acknowledging completed acquisitions for the previous fiscal year.

A total of three transactions for approximately 7.53 acres with a total value of \$4,807,000, were completed in fiscal year 2018/19. This includes \$457,000 paid for land and a land donation valued at \$4,350,000. In addition, soft costs (appraisals, environmental surveys and other due diligence, as well staff time) of \$300,287 were incurred and system development charge (SDC) credits in the amount of \$1,296,006 were granted for park and trail improvements. All acquisitions were fee simple. Funding sources included one donation, one SDC acquisition and one natural resource bond acquisition.

### **Proposal Request**

Staff are seeking the board of directors' approval of the attached resolution acknowledging the completed property acquisitions for fiscal year 2018/19, their funding source, and intended purpose. The resolution has been reviewed and approved by THPRD's legal counsel.

### **Benefits of Proposal**

The benefit of this proposal is to avoid potential confusion about when, how and why a property was acquired and how it should be used in the future by establishing a clear, board-acknowledged record of the acquisition.

### **Potential Downside of Proposal**

There is no apparent downside to the proposal.

### **Action Requested**

Board of directors' approval of Resolution No. 2019-11, Acknowledging Property Acquisitions for Fiscal Year 2018/19 and Describing Funding Source(s) and Purpose.

**RESOLUTION NO. 2019-11**

**A RESOLUTION OF THE BOARD OF DIRECTIONS OF THE  
TUALATIN HILLS PARK & RECREATION DISTRICT  
ACKNOWLEDGING PROPERTY ACQUISITIONS FOR FISCAL YEAR 2018/19 AND  
DESCRIBING FUNDING SOURCE(S) AND PURPOSE**

**WHEREAS**, the Tualatin Hills Park & Recreation District (THPRD) has recently completed several property acquisitions for a variety of purposes using multiple funding sources; and

**WHEREAS**, a completed acquisition is hereby defined as one where all properties needed to create a functional site have been acquired or are likely to be acquired; and

**WHEREAS**, the board of directors always approves of an acquisition at a public meeting prior to its closing, but to retain confidentiality until the acquisition is completed, does not disclose details about it at the time of approval; and

**WHEREAS**, to increase public knowledge and establish a record of the details and purpose of each completed acquisition, the board of directors deems that it should be their practice to regularly disclose such information through approval of a resolution; and

**WHEREAS**, Exhibit A to this resolution lists acquisitions completed between July 1, 2018 and June 30, 2019, as well as the funding sources and purposes of the acquisitions, and Exhibit B maps the locations of those acquisitions.

**LET IT HEREBY BE RESOLVED BY THE BOARD OF DIRECTIONS OF THE TUALATIN HILLS PARK & RECREATION DISTRICT IN BEAVERTON, OREGON, that:**

Exhibits A and B to this resolution shall be made available to interested members of the public including THPRD Advisory Committees, the Beaverton City Council, the Washington County Board of Commissioners, Washington County Citizen Participation Organizations within THPRD boundaries, Beaverton Neighborhood Advisory Committees and the Washington County office of the Oregon State University Extension Service.

Approved by the Tualatin Hills Park & Recreation District Board of Directors on the 13<sup>th</sup> day of August 2019.

\_\_\_\_\_  
Felicit Montebianco, President

\_\_\_\_\_  
Tya Ping, Secretary

ATTEST:

\_\_\_\_\_  
Jessica Collins, Recording Secretary

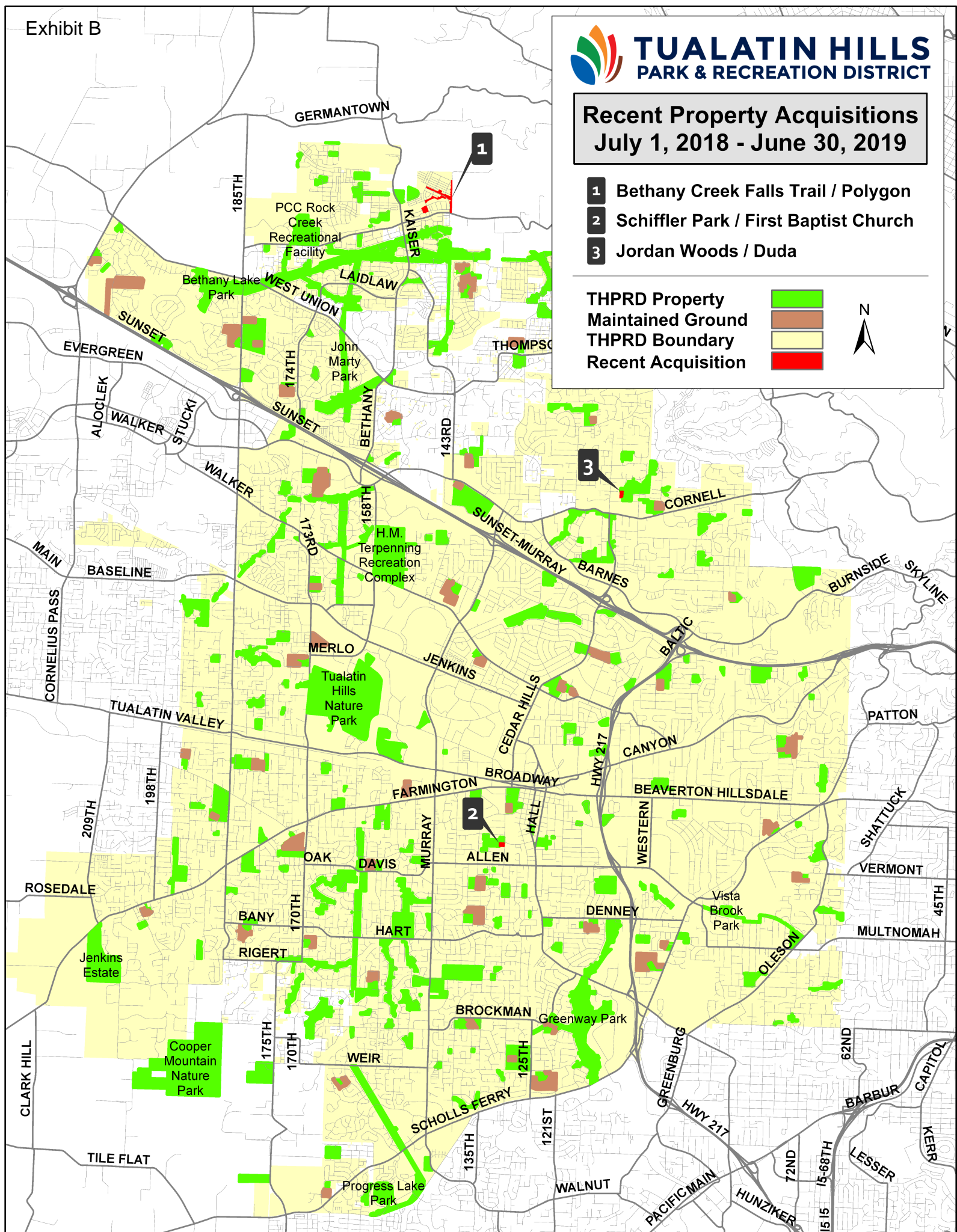
Completed THPRD Land Acquisitions  
July 1, 2018 to June 30, 2019

Map #	Previous Owner(s) Last Name(s)	Location	Legal	Total Size (acres)	Acquisition Date	Property Cost/Value	Improvement Value	Soft Costs	Total Cost	Property Interest Acquired	Tax Lot(s)	Tax Account #	Purpose	Map Classification	Funding Source
1	Polygon	North Bethany (between Shackelford and Kaiser Roads)	Bethany Creek Falls Tracts H, M, N, Q, R, W, DD, FF, PP portion of QQ and AAA 06-500-00-101-110038	5.8	8/16/2018	\$4,350,000	\$1,296,006	\$278,789	\$1,574,795	Fee Simple	1N117AD30500 1N117AD30600 1N117AD04100 1N117AD04200 1N117AD04500 1N117AD04600 1N117AD19400 1N117AD20100 1N117AD20300 1N117DB13100 1N117AD32000	R2189926 R2199086 R2189827 R2189826 R2189830 R2189831 R2193300 R2193307 R2193309 R2194057 R2198725	Park and Linear Park Open Space	Park and Linear Park	SDC Credits (improvements) Donation (Land)
2	First Baptist Church of Beaverton	5575 SW Erickson Avenue	06-500-00-002-110051	0.87	12/31/2018	\$440,000	\$0	\$20,094	\$460,094	Fee Simple	1S116DC05000	R136944	NH Park	Park	SDC
3	Jordan Woods Duda	Next to Jackie Husen Park off NW Reeves	08-500-98-882-107001	0.86	2/22/2019	\$17,000	\$0	\$1,405	\$18,405	Fee Simple	1N134AC2700	R637733	Natural Area	Natural Area	Bond
<b>TOTAL</b>				<b>7.53</b>		<b>\$4,807,000</b>	<b>\$1,296,006</b>	<b>\$300,287</b>	<b>\$2,053,293</b>						

**Recent Property Acquisitions**  
July 1, 2018 - June 30, 2019

- 1** Bethany Creek Falls Trail / Polygon
- 2** Schiffler Park / First Baptist Church
- 3** Jordan Woods / Duda

THPRD Property  
Maintained Ground  
THPRD Boundary  
Recent Acquisition





## MEMO

**DATE:** July 31, 2019  
**TO:** The Board of Directors  
**FROM:** Doug Menke, General Manager  
**RE:** Resolution Appointing Audit Committee Member

### Introduction

Staff requests board of directors' appointment of one audit committee member.

### Background

The district audit committee was authorized by Resolution 2008-04 at the April 7, 2008 board of directors meeting and consists of three members of the public. The primary responsibilities of the audit committee include periodically forming a recommendation regarding the selection of the park district's independent auditors, review of the annual audit plan, monitoring progress and compliance, participating in an audit exit conference, presentation of the audit report to the board of directors, and post audit follow-up.

Membership for the committee is drawn from the board of directors (1), the district's budget committee (1), and the general public (1). Audit committee positions are two-year terms. Please find attached a current committee roster.

At the July 23, 2019 Regular Board meeting, board member Ashley Hartmeier-Prigg volunteered to fill the board of directors' position on the audit committee.

The budget committee position was most recently filled by budget committee member Shannon Kennedy, whose term on the audit committee expired June 30, 2019. She has requested reappointment to the audit committee.

Suzanne Linneen currently fills the public position on the committee, with a term expiration of June 30, 2020.

### Proposal Request

Staff requests board of directors' reappointment of Shannon Kennedy to the district's audit committee, per the attached resolution, for a term of two years.

### Action Requested

Board of directors' approval of Resolution No. 2019-12, Appointing Audit Committee Member.

**RESOLUTION 2019-12**  
**TUALATIN HILLS PARK & RECREATION DISTRICT, OREGON**

**A RESOLUTION APPOINTING  
AUDIT COMMITTEE MEMBER**

**WHEREAS**, the Tualatin Hills Park & Recreation District Board of Directors must appoint committee members by resolution; and

**WHEREAS**, the committee member shall be appointed by the board for a two-year term; and

**WHEREAS**, the selected committee member has demonstrated their interest and knowledge in the committee's area of responsibility. Now, therefore

**THE TUALATIN HILLS PARK & RECREATION DISTRICT RESOLVES AS FOLLOWS:**

The Board of Directors approves the reappointment of Shannon Kennedy to the Audit Committee.

Duly passed by the Board of Directors of the Tualatin Hills Park & Recreation District this 13<sup>th</sup> day of August 2019.

\_\_\_\_\_  
Felicita MontebLANCO, Board President

\_\_\_\_\_  
Tya Ping, Board Secretary

ATTEST:

\_\_\_\_\_  
Jessica Collins  
Recording Secretary



## THPRD Audit Committee Roster

### Term Expires

#### **Members:**

Ashley Hartmeier-Prigg, Board of Directors      June 30, 2021

Shannon Kennedy, Budget Committee      June 30, 2019

Suzanne Linneen      June 30, 2020

#### **Staff:**

Lori Baker  
Chief Financial Officer  
lbaker@thprd.org

#### **Audit Firm:**

Talbot, Korvola & Warwick, LLP  
4800 Meadows Road, Suite 200  
Lake Oswego, OR 97035-4293  
www.tkw.com

*Updated July 2019*



## MEMO

**DATE:** August 1, 2019  
**TO:** Board of Directors  
**FROM:** Doug Menke, General Manager

**RE:** General Manager's Report for August 13, 2019

### **Security Operations Update for Schiffler Park and Mountain View Champions Park**

Security Operations staff, in coordination with THPRD's Maintenance Department, has responded to a number of incidents this spring and summer at both parks. Mark Pierce, Security Operations manager, will be at your meeting to provide a brief overview of the incidents and to share THPRD's response, including THPRD's work with Beaverton Police, Washington County Sheriff, Beaverton School District Resource Officer, and the neighbors adjoining Schiffler Park.

### **National Welcoming Week**

LuLu Ballesteros-Jones, Cultural Inclusion Specialist, will be at your meeting to provide the Board an update on THPRD's participation in National Welcoming Week activities in September.





# THPRD Management Report

August 2019

## Public Safety



- **Love Em & Leash Em!** Staff continue to proactively connect with patrons to remind them about THPRD's leash requirements. (Park Patrol)
- **Schiffler Park outreach.** Staff will be engaging the public at Fiesta en el Parque to get neighborhood feedback on the potential for a dog park at Schiffler Park. (Community Programs)
- **Jackie Husen update.** Staff will be scheduling a session in late August to listen to feedback from neighbors about the planned dog run. (Community Programs)

[thprd.org](http://thprd.org)

@THPRD



## Upcoming Community Events

- **Stars in the Park** at Harman Swim Center on August 9, featuring "The Little Mermaid." (Aquatics)
- **All Ability Tri4Youth.** THPRD is partnering with FACT Oregon to host the 3rd Annual All Ability Tri4Youth on August 10, from 9 am-2 pm at HMT. (Sports)
- **Tropical Mermaid Swim** is coming to Aloha Swim Center on Saturday, August 10. (Aquatics)
- **The 41st Annual Summer Splash Championship** meet will be hosted at the Aquatic Center on Saturday, August 17. This meet brings all seven recreational swim teams together. (Aquatics)
- **Pop-Up Dog Park & Doggie Paddle at Raleigh Swim Center.** This is a unique opportunity to allow dogs to swim in a park district pool. We will be offering three swim sessions for the dogs: 1:30-2:15 pm; 2:30-3:15 pm and 3:30-4:15 pm on Sunday, September 1. (Aquatics)

*Tropical Mermaid Swim*  
**August 10 | 4-6 pm**  
 Crafts ★ Photo Booth  
 Face Painting ★ Treats  
 Come swim like a mermaid at our Tropical Mermaid Swim!  
 Fins and mer-tails are required. Mer-tails not provided, fins/flippers available. Registration is required for event.  
 Aloha Swim Center  
 18650 SW Kinnaman Rd.  
 Aloha, 97078



## Public Involvement

- Schiffler Park Vandalism Outreach.** Public meeting held on July 17 with neighbors to discuss graffiti and vandalism at the park and gather their ideas for addressing issues. (Communications & Park Patrol)
- Tualatin Hills Nature Park. Clean Water Services** needs to expand the capacity of an existing sewer line that runs along Cedar Mill Creek through the Tualatin Hills Nature Park. As part of the planning process, CWS held an informational public meeting with THPRD staff on July 24, 2019, to better understand community interests and concerns. (Nature & Trails)
- Public Engagement.** Communications staff attended 23 public meetings & events in June & July, in support of the visioning process and cultural inclusion outreach, resulting in 1,341 contacts with the public. (Communications)
- Highland Park Phase 1.** A community meeting to vote for play equipment options and construction phasing options was held July 25, 2019. An online survey is available through August 11. (Design & Development)

## Media & Publications

- Fall Activity Guide.** Staff completed content, printing and distribution of the guide. (Communications)
- Tonalli (Latinx program @KBOO Community Radio Station).** Staff talked on the radio for 15 min about Camina Connigo, all summer activities and events and the Scholarship Program. (Communications)
- Experience Beaverton – Chamber Publication.** Staff contributed to this Chamber publication highlighting district offerings. (Communications)
- Portland Relocation Guide.** Staff contributed content for this national publication that is used for recruitment to the region. (Communications)
- District Communications.** Staff completed all summer events work orders and created 50+ original designs. (Communications)

**Fall 2019 Activities Guide**  
YOUTH & ADULT Programs | Activities | Events  
thprd.org

**Fall Events**

July, Sept. 13	Celebrating Indian Culture	6:30 - 9 PM	Centennial Recreation & Aquatic Center
July, Sept. 14	Friday Movie Matinee in the Pool	10:30 - 11:30 PM	Albina Swim Center
July, Sept. 18	Family Fun Day: Frolic in the Fall	6:00 PM	Centennial Recreation & Aquatic Center
July, Sept. 21	Family Fun Day: Frolic in the Fall	2:30 PM	Beaverton Swim Center
July, Sept. 27	Family Fun Day: Frolic in the Fall	11 AM - 3 PM	Centennial Recreation & Aquatic Center
July, Sept. 28	Family Fun Day: Frolic in the Fall	10:30 AM	Centennial Recreation & Aquatic Center
July, Oct. 2	Friday Movie Matinee in the Pool	6:00 PM	Centennial Recreation & Aquatic Center
July, Oct. 5	Friday Movie Matinee in the Pool	6:00 PM	Centennial Recreation & Aquatic Center
July, Oct. 12	Friday Movie Matinee in the Pool	6:00 PM	Centennial Recreation & Aquatic Center
July, Oct. 18	Friday Movie Matinee in the Pool	6:00 PM	Centennial Recreation & Aquatic Center
July, Oct. 25	Friday Movie Matinee in the Pool	6:00 PM	Centennial Recreation & Aquatic Center
July, Nov. 1	Friday Movie Matinee in the Pool	6:00 PM	Centennial Recreation & Aquatic Center
July, Nov. 8	Friday Movie Matinee in the Pool	6:00 PM	Centennial Recreation & Aquatic Center
July, Nov. 15	Friday Movie Matinee in the Pool	6:00 PM	Centennial Recreation & Aquatic Center
July, Nov. 22	Friday Movie Matinee in the Pool	6:00 PM	Centennial Recreation & Aquatic Center
July, Nov. 29	Friday Movie Matinee in the Pool	6:00 PM	Centennial Recreation & Aquatic Center
July, Dec. 6	Friday Movie Matinee in the Pool	6:00 PM	Centennial Recreation & Aquatic Center
July, Dec. 13	Friday Movie Matinee in the Pool	6:00 PM	Centennial Recreation & Aquatic Center
July, Dec. 20	Friday Movie Matinee in the Pool	6:00 PM	Centennial Recreation & Aquatic Center
July, Dec. 27	Friday Movie Matinee in the Pool	6:00 PM	Centennial Recreation & Aquatic Center

## Partnerships

- **Support for People Experiencing Homelessness.** Conestoga is hosting a group of homeless teens every Wednesday for free open swim throughout the summer. The teens go to the Good Neighbor Center each day to receive meals. (Recreation)
- **Washington County's Open House for Housing Affordability and Availability.** THPRD staff participated in a session where county staff shared on housing trends and engaged stakeholders to address code barriers that might impact housing supply and affordability. (Planning and Design & Development)
- **Affordable & Supportive Housing in Beaverton Collaborative Community Conversation.** The Beaverton Chamber hosted a panel staff attended that discussed economics, challenges and the complexities of affordable housing. (Planning and Design & Development)
- **Welcoming Beaverton Partner Gathering.** Staff attended to share and receive information from community partners. (Communications)

## Community Gardens

- **100% Capacity.** THPRD's 12 community gardens are completely full, with waiting lists at several sites. (Community Programs)
- **Waste Not Food Taxi Program.** Our first produce box has been constructed by a local Eagle Scout and was installed at Schiffler Park in July. It will provide storage for excess produce to be collected and donated to those in need. (Community Programs)
- **Expanded Community Gardens.** This fall, the newly renovated Cedar Hills Park garden will open followed by two additional gardens in 2020 at Crowell Woods Park and Bonnie Meadow Park. (Community Programs)

## Summer Camps

- **Nature-based summer camps** are in full swing at the Tualatin Hills Nature Center and locations throughout the district. Programs are being offered for kids ages 4-15. (Nature & Trails)
- **Summer Camp Season is Busy.** With 400+ camps to choose from, our recreation centers are full of children enjoying summer. (Recreation)

## Restoration Work

- **Fanno Creek Greenway Project.** Staff are collaborating with Clean Water Services to re-meander Fanno Creek, install thousands of native plants, and build a new bridge just south of Denney Road. The project is funded in part through a Metro Nature in Neighborhoods grant. Construction is expected to begin in August. (Nature & Trails)

## Park, Trail & Facility Improvements

- **Bonny Slope trail project** construction is underway. A 6-foot wide pathway will connect NW South Drive and NW 117th Drive to the Bonny Slope Elementary School. When completed, it will provide a safe, year-round route to the school and improved neighborhood connectivity. It is scheduled to be complete by the end of August. (Maintenance)
- **Raleigh Pool Deck Replacement** is scheduled to start September 3. The improvements will include replacement of the pool deck, pool tank resurfacing, underwater lights, perimeter fencing and the storm drain. The project is projected to be complete by May 15, 2020. (Maintenance)

## Public Safety

- **Active vandalism investigations** are underway with Washington County Sheriff's Office at Mountain View Champions Park. (Park Patrol)



## Recognition

- **GFOA Certificate of Achievement for Excellence in Financial Reporting** was awarded to THPRD for fiscal year 2018. The certificate of achievement is the highest form of recognition in governmental accounting and financial reporting. (Business Services)

## Staff Development

- **Defensive Driver training** for part-time maintenance staff. (Park Patrol and Risk & Safety)
- **Equity Trainings.** Staff attended two trainings "Diversity, Equity and Inclusion" provided by the Center for Equity & Inclusion (CEI) and a webinar "Promoting LGBTQ+ Inclusion in Parks and Recreation" by National Recreation and Park Association (NRPA). (Communications)
- **Annual Barbara Walker Trails Fair and Symposium.** Staff attended the event hosted by Metro. Sessions were on Access and Inclusion as well as Metro's Park & Nature Diversity, Equity and Inclusion plan. (Planning and Design & Development)

## Completed Community Events

- **Summer Events** are in full swing with neighborhood concerts, theater performances, and our largest event Party in the Park. (Community Programs)
- **July was Park & Recreation Month** and THPRD offered several fun-filled, family-friendly, free events and activities. Free activities included a tennis clinic, letterboxing at the Nature Center, open swim sessions, Fitness in the Park event, guided nature walks, a mahjong tournament at the Elsie Stuhr Center, and more. (Recreation)
- **Stars in the Park** featuring “Lilo and Stitch” was held at Harman Swim Center on July 19. It was a great success for a first-time event, with 75 people in attendance. (Aquatics)
- **Go Baby Go mobility vehicle** build at Conestoga. OHSU physical therapy program and OSU’s engineering program hosted more than 50 doctors and physical therapists to earn continuing credits. Afterwards more than 300 college engineering students, physical therapists, nurses, doctors, volunteers and family members of 18 children experiencing disabilities built cars and tested them out. (Recreation)
- **Oregon State Tennis Championships** ran July 18-21, and thanks to a new sponsorship with Oregon Elite Tennis and Gameday Media, the event generated \$2,500 in new revenue for the Babette Horenstein Tennis Center. (Sports)
- **Equipment Swap.** The Athletic Center hosted a sports equipment swap on July 13. The event offered families the ability to acquire free donated sports gear. THPRD is donating the remainder of the equipment to the Beaverton School District’s summer programs to ensure all the gear is going to good use. (Sports)

## Calendar

### August

- 8/9: Stars in the Park at Harman Swim Center
- 8/10: All Ability Tri4Youth at HMT
- 8/10: Mermaid Swim at Aloha Swim Center
- 8/13: Board of Directors Meeting
- 8/17: Summer Splash at Aquatic Center
- 8/17: Fall Registration Opening / Centro de Bienvenida
- 8/18: Fiesta en el Parque
- 8/22: Summer Concert at Raleigh Swim Center
- 8/24: Garden Home Mini-Market
- 8/28: Westside Trail Segment #18 Grand Opening
- 8/30 & 8/31: Sthur Estate & Rummage Sale

### September

- 9/1: Pop-Up Dog Park & Doggie Paddle at Raleigh Swim Center
- 9/7: Beaverton Celebration Parade
- 9/10: Board of Directors Meeting
- 9/13: Celebrating Indian Culture at Conestoga
- 9/14: Beaverton International Celebration at Conestoga
- 9/14: Welcoming Walk for Immigrant & Refugee Community Members
- 9/22: Cedar Mill Cider Festival



# Tualatin Hills Park and Recreation District

## Monthly Capital Project Report

### Estimated Cost vs. Budget

Through 6/30/19 \*\*PRELIMINARY\*\*

Description	Project Budget				Project Expenditures		Estimated Total Costs			Est. Cost (Over) Under Budget			
	Prior Year Budget Amount	Budget Carryover to Current Year	New Funds Budgeted in Current Year	Cumulative Project Budget	Current Year Budget Amount	Expended Prior Years	Expended Year-to-Date	Estimated Cost to Complete	Basis of Estimate	Project Cumulative	Current Year	Project Cumulative	Current Year
	(1)	(2)	(3)	(1+3)	(2+3)	(4)	(5)	(6)		(4+5+6)	(5+6)		
<b>GENERAL FUND</b>													
<b>CAPITAL OUTLAY DIVISION</b>													
<u>CARRY FORWARD PROJECTS</u>													
Financial Software	436,800	436,800	-	436,800	436,800	-	-	885,943	Award	885,943	885,943	(449,143)	(449,143)
Phone Replacement	30,000	29,721	57,000	87,000	86,721	279	72,531	14,190	Award	87,000	86,721	-	-
Translation Software	2,474	2,474	-	2,474	2,474	-	-	2,474	Budget	2,474	2,474	-	-
Folder / Sorter	12,000	12,000	-	12,000	12,000	-	-	12,000	Budget	12,000	12,000	-	-
Wood Floor Refinish	1,975	1,975	-	1,975	1,975	543	-	-	Complete	543	-	1,432	1,975
ADA Improvements	59,650	28,200	50,000	109,650	78,200	48,443	18,610	42,597	Budget	109,650	61,207	-	16,993
Play Equipment (2 sites)	190,000	77,762	170,000	360,000	247,762	140,273	208,333	-	Complete	348,606	208,333	11,394	39,429
Bridges and Boardwalks (3 sites)	661,207	661,207	99,000	760,207	760,207	46,907	38,250	675,050	Budget	760,207	713,300	-	46,907
Hazeldale Parking Lot	310,512	310,512	-	310,512	310,512	30,220	298,200	-	Complete	328,420	298,200	(17,908)	12,312
Babette Horenstein Tennis Center LED Lighting	307,000	307,000	-	307,000	307,000	260,195	29,676	-	Complete	289,871	29,676	17,129	277,324
Office Space Expansion Design	10,000	10,000	-	10,000	10,000	10,000	-	-	Complete	10,000	-	-	10,000
Landscaping	5,000	5,000	55,000	60,000	60,000	-	-	60,000	Budget	60,000	60,000	-	-
Shower Facility Repair	7,500	7,500	-	7,500	7,500	-	-	7,500	Budget	7,500	7,500	-	-
Configuration Management Software	75,000	75,000	-	75,000	75,000	-	68,987	-	Complete	68,987	68,987	6,013	6,013
<b>TOTAL CARRYOVER PROJECTS</b>	<b>2,109,118</b>	<b>1,965,151</b>	<b>431,000</b>	<b>2,540,118</b>	<b>2,396,151</b>	<b>536,860</b>	<b>734,587</b>	<b>1,699,754</b>		<b>2,971,201</b>	<b>2,434,341</b>	<b>(431,083)</b>	<b>(38,190)</b>
<u>ATHLETIC FACILITY REPLACEMENT</u>													
Synthetic Turf - PCC Rock Creek			1,100,000	1,100,000	1,100,000	-	1,060,497	-	Complete	1,060,497	1,060,497	39,503	39,503
Sports Field Lighting Control			40,000	40,000	40,000	-	39,560	-	Complete	39,560	39,560	440	440
Tennis Court Resurface (3 sites)			110,000	110,000	110,000	-	104,541	-	Complete	104,541	104,541	5,459	5,459
Basketball Pad Asphalt Overlay			15,000	15,000	15,000	-	8,177	-	Complete	8,177	8,177	6,823	6,823
<b>TOTAL ATHLETIC FACILITY REPLACEMENT</b>			<b>1,265,000</b>	<b>1,265,000</b>	<b>1,265,000</b>	<b>-</b>	<b>1,212,775</b>	<b>-</b>		<b>1,212,775</b>	<b>1,212,775</b>	<b>52,225</b>	<b>52,225</b>
<u>ATHLETIC FACILITY IMPROVEMENT</u>													
Court Restriping for Pickleball			15,000	15,000	15,000	-	14,000	-	Complete	14,000	14,000	1,000	1,000
<b>TOTAL ATHLETIC FACILITY IMPROVEMENT</b>			<b>15,000</b>	<b>15,000</b>	<b>15,000</b>	<b>-</b>	<b>14,000</b>	<b>-</b>		<b>14,000</b>	<b>14,000</b>	<b>1,000</b>	<b>1,000</b>
<u>PARK AND TRAIL REPLACEMENTS</u>													
Bridges and Boardwalks (2 sites)			38,500	38,500	38,500	-	16,792	-	Complete	16,792	16,792	21,709	21,709
Concrete Sidewalk Repair (7 sites)			169,000	169,000	169,000	-	152,447	-	Complete	152,447	152,447	16,553	16,553
Design Berm Stabilization Study - Bethany Lake			45,000	45,000	45,000	-	-	45,000	Budget	45,000	45,000	-	-
Fences (3 sites)			38,750	38,750	38,750	-	30,258	-	Complete	30,258	30,258	8,492	8,492
Irrigation Systems Redesign & Reconfig (2 sites)			20,000	20,000	20,000	-	11,867	3,100	Award	14,967	14,967	5,033	5,033
Asphalt Pedestrian Pathways (10 sites)			293,000	293,000	293,000	-	159,389	133,611	Budget	293,000	293,000	-	-
Play Equipment (2 sites)			102,500	102,500	102,500	-	90,561	-	Complete	90,561	90,561	11,939	11,939
Burntwood Playground Activity Panel			-	-	-	-	1,839	-	Complete	1,839	1,839	(1,839)	(1,839)
Emergency Park and Trail Repairs			-	-	-	-	1,135	-	Complete	1,135	1,135	(1,135)	(1,135)
Wonderland Park Smarte Turf			-	-	-	-	7,600	-	Complete	7,600	7,600	(7,600)	(7,600)
<b>TOTAL PARK AND TRAIL REPLACEMENTS</b>			<b>706,750</b>	<b>706,750</b>	<b>706,750</b>	<b>-</b>	<b>471,887</b>	<b>181,711</b>		<b>653,598</b>	<b>653,598</b>	<b>53,152</b>	<b>53,152</b>
<u>PARK AND TRAIL IMPROVEMENTS</u>													
Memorial Benches			8,000	8,000	8,000	-	465	7,535	Budget	8,000	8,000	-	-
Regional Tran Prog - Cedar Mill Creek Trail 3-4			150,000	150,000	150,000	-	-	-	Not awarded	-	-	150,000	150,000
Connect Oregon - Waterhouse Trail			400,000	400,000	400,000	-	-	400,000	Award	400,000	400,000	-	-
Metro Nature in Neighborhoods-Fanno Crk Grwly			220,700	220,700	220,700	-	10,202	-	Awarded/Not Rec	10,202	10,202	210,498	210,498
Energy Trust of Oregon Projects			83,938	83,938	83,938	-	10,000	31,323	Budget	41,323	41,323	42,615	42,615
LGGP - Cedar Hills Park			340,156	340,156	340,156	-	231,850	108,306	Award	340,156	340,156	-	-
Cedar Hills Park-Additional funding for Bond project			3,900,000	3,900,000	3,900,000	-	3,795,571	104,429	Award	3,900,000	3,900,000	-	-
Summercrest Park Bank Stabilization			6,000	6,000	6,000	-	2,608	-	Complete	2,608	2,608	3,392	3,392
Retaining Wall - Tennis Ctr			10,000	10,000	10,000	-	6,904	3,096	Award	10,000	10,000	-	-
Garbage Can and Picnic Table Pads			15,000	15,000	15,000	-	3,891	11,109	Budget	15,000	15,000	-	-
LWCF - Crowell Woods			384,104	384,104	384,104	-	-	-	Awarded/Not Rec	-	-	384,104	384,104
LWCF - Commonwealth Lake Pk Bridge			60,554	60,554	60,554	-	-	60,554	Budget	60,554	60,554	-	-
LGGP - Butternut Park Play Equipment			75,000	75,000	75,000	-	-	-	Not applied	-	-	-	-
SDAO - Combustion Analyzer			3,000	3,000	3,000	-	2,987	-	Complete	2,987	2,987	14	14
Washington County MSTIP - Waterhouse Trail 4			-	-	-	-	-	165,540	Award	165,540	165,540	(165,540)	(165,540)
<b>TOTAL PARK AND TRAIL IMPROVEMENTS</b>			<b>5,656,452</b>	<b>5,656,452</b>	<b>5,656,452</b>	<b>-</b>	<b>4,064,477</b>	<b>891,893</b>		<b>4,956,370</b>	<b>4,956,370</b>	<b>625,082</b>	<b>625,082</b>

# Tualatin Hills Park and Recreation District

## Monthly Capital Project Report

### Estimated Cost vs. Budget

Through 6/30/19 \*\*PRELIMINARY\*\*

Description	Project Budget				Project Expenditures		Estimated Total Costs				Est. Cost (Over) Under Budget		
	Prior Year Budget Amount	Budget Carryover to Current Year	New Funds Budgeted in Current Year	Cumulative Project Budget	Current Year Budget Amount	Expended Prior Years	Expended Year-to-Date	Estimated Cost to Complete	Basis of Estimate	Project Cumulative	Current Year	Project Cumulative	Current Year
	(1)	(2)	(3)	(1+3)	(2+3)	(4)	(5)	(6)		(4+5+6)	(5+6)		
<b>CHALLENGE GRANTS</b>													
Program Facility Challenge Grants			75,000	75,000	75,000	-	36,188	38,812	Budget	75,000	75,000	-	-
TOTAL CHALLENGE GRANTS			75,000	75,000	75,000	-	36,188	38,812		75,000	75,000	-	-
<b>BUILDING REPLACEMENTS</b>													
Cardio and Weight Equipment			40,000	40,000	40,000	-	35,528	4,194	Award	39,722	39,722	278	278
Cedar Hills Boiler			100,000	100,000	100,000	-	1,518	98,482	Budget	100,000	100,000	-	-
Conestoga Pool Tank/Deck			554,380	554,380	554,380	-	119,541	105,508	Reallocated	225,049	225,049	329,331	329,331
Raleigh Swim Center Pool Tank/Deck			795,000	795,000	795,000	-	44,396	750,604	Budget	795,000	795,000	-	-
Fanno Creek Service Center Roof Study			25,000	25,000	25,000	-	27,022	-	Complete	27,022	27,022	(2,022)	(2,022)
HMT Athletic Center Roof			75,000	75,000	75,000	-	77,953	1,500	Complete	79,453	79,453	(4,453)	(4,453)
John Quincy Adams Young House Restoration			50,000	50,000	50,000	-	8,743	-	On Hold	8,743	8,743	41,257	41,257
Concession Stand Roof Sections Replacement			5,000	5,000	5,000	-	6,970	-	Complete	6,970	6,970	(1,970)	(1,970)
HMT Recreation Complex Parking Lot Relamp			30,000	30,000	30,000	-	15,710	-	Complete	15,710	15,710	14,290	14,290
Tennis Air Structure Curtains			9,800	9,800	9,800	-	9,876	-	Complete	9,876	9,876	(76)	(76)
Ergonomic Equipment/Fixtures			6,000	6,000	6,000	-	2,800	3,200	Award	6,000	6,000	-	-
Electrical Panel - CH Boiler Room			25,000	25,000	25,000	-	29,933	-	Complete	29,933	29,933	(4,933)	(4,933)
Tile Flooring			29,000	29,000	29,000	-	51,630	-	Complete	51,630	51,630	(22,630)	(22,630)
Carpet			15,000	15,000	15,000	-	11,743	-	Complete	11,743	11,743	3,258	3,258
Wood Floor Refinish - AC Courts			14,000	14,000	14,000	-	16,432	-	Complete	16,432	16,432	(2,432)	(2,432)
Floor Replacements - Stuhr Poplar Room			10,000	10,000	10,000	-	7,082	-	Complete	7,082	7,082	2,918	2,918
Steam Traps			20,000	20,000	20,000	-	19,826	-	Complete	19,826	19,826	174	174
Emergency Repairs			100,000	100,000	100,000	-	98,823	1,177	Budget	100,000	100,000	-	-
Other HVAC Components (4 sites)			68,000	68,000	68,000	-	25,012	-	Complete	25,012	25,012	42,988	42,988
Parking Lot Overlay and Curbs - HMT Lot A			92,000	92,000	92,000	-	99,485	-	Complete	99,485	99,485	(7,485)	(7,485)
Water Heaters-AC			18,000	18,000	18,000	-	20,576	-	Complete	20,576	20,576	(2,576)	(2,576)
Sink Drain Piping-CRA Utility Sink			3,000	3,000	3,000	-	2,852	-	Complete	2,852	2,852	148	148
Drain and Backwash Valves (2 sites)			20,800	20,800	20,800	-	15,618	-	Complete	15,618	15,618	5,182	5,182
Circulation Pump-BSC			3,400	3,400	3,400	-	-	-	Complete	-	-	3,400	3,400
Autofill System (2 sites)			16,100	16,100	16,100	-	9,166	-	Complete	9,166	9,166	6,934	6,934
Entryway - ASC			30,000	30,000	30,000	-	29,383	-	Complete	29,383	29,383	617	617
Somerset West Pool Heater			-	-	-	-	3,350	-	Complete	3,350	3,350	(3,350)	(3,350)
Emergency Building Repairs			-	-	-	-	3,356	-	Complete	3,356	3,356	(3,356)	(3,356)
GHRC Heating			-	-	-	-	33,704	2,500	Award	36,204	36,204	(36,204)	(36,204)
HMT Adm Office CarpetFurntr			-	-	-	-	10,957	-	Complete	10,957	10,957	(10,957)	(10,957)
Aquatic Center Renov Phase 2			-	-	-	-	7,019	-	Complete	7,019	7,019	(7,019)	(7,019)
Conestoga New Gates			-	-	-	-	4,950	-	Complete	4,950	4,950	(4,950)	(4,950)
Security Cameras			-	-	-	-	9,996	-	Complete	9,996	9,996	(9,996)	(9,996)
TOTAL BUILDING REPLACEMENTS			2,154,480	2,154,480	2,154,480	-	862,786	967,165		1,829,951	1,829,951	324,529	324,529
<b>BUILDING IMPROVEMENTS</b>													
HVAC (3 sites)			125,279	125,279	125,279	-	47,555	77,724	Budget	125,279	125,279	-	-
Blackout Curtains			4,800	4,800	4,800	-	4,270	-	Complete	4,270	4,270	530	530
Pool Window Tinting - CRA			8,500	8,500	8,500	-	10,750	-	Complete	10,750	10,750	(2,250)	(2,250)
Office Remodel - CHRC			10,000	10,000	10,000	-	-	10,000	Budget	10,000	10,000	-	-
Storage Shed (2 sites)			18,500	18,500	18,500	-	8,305	-	Complete	8,305	8,305	10,196	10,196
TOTAL BUILDING IMPROVEMENTS			167,079	167,079	167,079	-	70,880	87,724		158,604	158,604	8,476	8,476
<b>ADA PROJECTS</b>													
ADA Improvements - Other			45,000	45,000	45,000	-	17,607	10,482	Award	28,088	28,088	16,912	16,912
ADA Improvements - Bonny Slope Park			8,500	8,500	8,500	-	9,600	-	Complete	9,600	9,600	(1,100)	(1,100)
ADA Improvements - Veterans Memorial Park			40,000	40,000	40,000	-	39,130	-	Complete	39,130	39,130	870	870
TOTAL ADA PROJECTS			93,500	93,500	93,500	-	66,337	10,482		76,818	76,818	16,682	16,682
<b>TOTAL CAPITAL OUTLAY DIVISION</b>	<b>2,109,118</b>	<b>1,965,151</b>	<b>10,564,261</b>	<b>12,673,379</b>	<b>12,529,412</b>	<b>536,860</b>	<b>7,533,918</b>	<b>3,877,540</b>		<b>11,948,318</b>	<b>11,411,457</b>	<b>650,061</b>	<b>1,042,955</b>

**Tualatin Hills Park and Recreation District**

**Monthly Capital Project Report**

**Estimated Cost vs. Budget**

**Through 6/30/19 \*\*PRELIMINARY\*\***

Description	Project Budget				Project Expenditures		Estimated Total Costs			Est. Cost (Over) Under Budget			
	Prior Year Budget Amount	Budget Carryover to Current Year	New Funds Budgeted in Current Year	Cumulative Project Budget	Current Year Budget Amount	Expended Prior Years	Expended Year-to-Date	Estimated Cost to Complete	Basis of Estimate	Project Cumulative	Current Year	Project Cumulative	Current Year
	(1)	(2)	(3)	(1+3)	(2+3)	(4)	(5)	(6)		(4+5+6)	(5+6)		
<b>INFORMATION SERVICES DEPARTMENT</b>													
<u>INFORMATION TECHNOLOGY REPLACEMENTS</u>													
Desktops			67,000	67,000	67,000	-	82,763	-	Complete	82,763	82,763	(15,763)	(15,763)
Servers			37,000	37,000	37,000	-	39,466	-	Complete	39,466	39,466	(2,466)	(2,466)
LAN/WAN			5,000	5,000	5,000	-	-	-	Canceled	-	-	5,000	5,000
Desktop Printers			5,000	5,000	5,000	-	-	-	Canceled	-	-	5,000	5,000
Timeclocks			119,812	119,812	119,812	-	-	-	Reallocated	-	-	119,812	119,812
Wireless Access Points			-	-	-	-	46,094	-	Complete	46,094	46,094	(46,094)	(46,094)
<b>TOTAL INFORMATION TECHNOLOGY REPLACEMENTS</b>			<b>233,812</b>	<b>233,812</b>	<b>233,812</b>	<b>-</b>	<b>168,323</b>	<b>-</b>		<b>168,323</b>	<b>168,323</b>	<b>65,489</b>	<b>65,489</b>
<u>INFORMATION TECHNOLOGY IMPROVEMENTS</u>													
Computers (2)			11,100	11,100	11,100	-	9,002	-	Complete	9,002	9,002	2,098	2,098
Thermal Monocular Vision Camera			3,599	3,599	3,599	-	3,419	-	Complete	3,419	3,419	180	180
Drone			8,645	8,645	8,645	-	-	8,645	Budget	8,645	8,645	-	-
<b>TOTAL INFORMATION TECHNOLOGY IMPROVEMENTS</b>			<b>23,344</b>	<b>23,344</b>	<b>23,344</b>	<b>-</b>	<b>12,421</b>	<b>8,645</b>		<b>21,066</b>	<b>21,066</b>	<b>2,278</b>	<b>2,278</b>
<b>TOTAL INFORMATION SYSTEMS DEPARTMENT</b>	<b>-</b>	<b>-</b>	<b>257,156</b>	<b>257,156</b>	<b>257,156</b>	<b>-</b>	<b>180,744</b>	<b>8,645</b>		<b>189,389</b>	<b>189,389</b>	<b>67,767</b>	<b>67,767</b>
<b>MAINTENANCE DEPARTMENT</b>													
<u>FLEET REPLACEMENTS</u>													
Large Rotary Mower			110,000	110,000	110,000	-	96,583	-	Complete	96,583	96,583	13,417	13,417
Field Blower			10,500	10,500	10,500	-	7,436	-	Complete	7,436	7,436	3,064	3,064
Cargo Vans (2)			54,000	54,000	54,000	-	54,297	-	Complete	54,297	54,297	(297)	(297)
52" Mowers (3)			25,500	25,500	25,500	-	24,120	-	Complete	24,120	24,120	1,380	1,380
72" Mowers (3)			45,000	45,000	45,000	-	42,240	-	Complete	42,240	42,240	2,760	2,760
Infield Rakes (2)			34,000	34,000	34,000	-	34,573	-	Complete	34,573	34,573	(573)	(573)
4x4 Hybrid SUV Park Patrol			35,000	35,000	35,000	-	34,289	-	Complete	34,289	34,289	711	711
Single Axle Trailer			6,000	6,000	6,000	-	6,181	-	Complete	6,181	6,181	(181)	(181)
Pressure Washer Trailer			17,000	17,000	17,000	-	17,983	-	Complete	17,983	17,983	(983)	(983)
1/2 Ton Pickup			23,000	23,000	23,000	-	24,620	-	Complete	24,620	24,620	(1,620)	(1,620)
3/4 Ton Crew-cab Pickup			36,000	36,000	36,000	-	31,216	-	Complete	31,216	31,216	4,784	4,784
Platform Scissor Lift			26,000	26,000	26,000	-	17,686	-	Complete	17,686	17,686	8,314	8,314
Tractor PTO Mower			7,500	7,500	7,500	-	7,125	-	Complete	7,125	7,125	375	375
Crew-cab 2-3 Yard			43,000	43,000	43,000	-	-	43,000	Budget	43,000	43,000	-	-
Electrical Mowers			-	-	-	-	40,848	-	Complete	40,848	40,848	(40,848)	(40,848)
<b>TOTAL FLEET REPLACEMENTS</b>			<b>472,500</b>	<b>472,500</b>	<b>472,500</b>	<b>-</b>	<b>439,198</b>	<b>43,000</b>		<b>482,198</b>	<b>482,198</b>	<b>(9,698)</b>	<b>(9,698)</b>
<u>FLEET IMPROVEMENTS</u>													
Vehicle Wraps			14,000	14,000	14,000	-	2,443	11,557	Award	14,000	14,000	-	-
Minibus			30,000	30,000	30,000	-	27,500	-	Complete	27,500	27,500	2,500	2,500
			44,000	44,000	44,000	-	29,943	11,557		41,500	41,500	2,500	2,500
<u>BUILDING MAINTENANCE EQUIPMENT REPLACEMENTS</u>													
Sweeper Batteries/Brushes			4,000	4,000	4,000	-	3,419	-	Complete	3,419	3,419	581	581
<b>TOTAL BLDG MAINT EQUIPMENT REPLACEMENTS</b>			<b>4,000</b>	<b>4,000</b>	<b>4,000</b>	<b>-</b>	<b>3,419</b>	<b>-</b>		<b>3,419</b>	<b>3,419</b>	<b>581</b>	<b>581</b>
<b>TOTAL MAINTENANCE DEPARTMENT</b>	<b>-</b>	<b>-</b>	<b>520,500</b>	<b>520,500</b>	<b>520,500</b>	<b>-</b>	<b>472,560</b>	<b>54,557</b>		<b>527,117</b>	<b>527,117</b>	<b>(6,617)</b>	<b>(6,617)</b>
<b>GRAND TOTAL GENERAL FUND</b>	<b>2,109,118</b>	<b>1,965,151</b>	<b>11,341,917</b>	<b>13,451,035</b>	<b>13,307,068</b>	<b>536,860</b>	<b>8,187,222</b>	<b>3,940,742</b>		<b>12,664,823</b>	<b>12,127,963</b>	<b>711,212</b>	<b>1,104,105</b>

# Tualatin Hills Park and Recreation District

## Monthly Capital Project Report

### Estimated Cost vs. Budget

Through 6/30/19 **\*\*PRELIMINARY\*\***

Description	Project Budget					Project Expenditures		Estimated Total Costs			Est. Cost (Over) Under Budget		
	Prior Year Budget Amount	Budget Carryover to Current Year	New Funds Budgeted in Current Year	Cumulative Project Budget	Current Year Budget Amount	Expended Prior Years	Expended Year-to-Date	Estimated Cost to Complete	Basis of Estimate	Project Cumulative	Current Year	Project Cumulative	Current Year
	(1)	(2)	(3)	(1+3)	(2+3)	(4)	(5)	(6)		(4+5+6)	(5+6)		
<b>SDC FUND</b>													
<b>LAND ACQUISITION</b>													
Land Acq - N. Bethany Comm Pk	1,465,800	1,465,800	500,000	1,965,800	1,965,800	-	137	1,965,664	Budget	1,965,800	1,965,800	-	-
Subtotal Land Acq-N Bethany Comm Pk	1,465,800	1,465,800	500,000	1,965,800	1,965,800	-	137	1,965,664		1,965,800	1,965,800	-	-
Land Acq - N. Bethany Nghbd Pk	241,000	241,000	500,000	741,000	741,000	-	110,843	630,157	Budget	741,000	741,000	-	-
Subtotal Land Acq-N. Bethany Nghbd Pk	241,000	241,000	500,000	741,000	741,000	-	110,843	630,157		741,000	741,000	-	-
Land Acq - Bethany Creek Falls	-	-	-	-	-	-	323,184	-	Complete	323,184	323,184	(323,184)	(323,184)
Land Acq - N Bethany Trails	846,000	846,000	100,000	946,000	946,000	-	206,257	416,559	Budget	622,816	622,816	323,184	323,184
Subtotal Land Acq-N Bethany Trails	846,000	846,000	100,000	946,000	946,000	-	529,441	416,559		946,000	946,000	-	-
Land Acq - Bonny Slope West Neighborhood Park	1,951,000	1,951,000	-	1,951,000	1,951,000	-	220	1,950,780	Budget	1,951,000	1,951,000	-	-
Subtotal Land Acq-General	1,951,000	1,951,000	-	1,951,000	1,951,000	-	220	1,950,780		1,951,000	1,951,000	-	-
Land Acq - S Cooper Mtn Trail	485,000	485,000	50,000	535,000	535,000	-	-	535,000	Budget	535,000	535,000	-	-
Subtotal S Cooper Mtn Trail	485,000	485,000	50,000	535,000	535,000	-	-	535,000		535,000	535,000	-	-
Land Acq - S Cooper Mtn Nat Ar	395,000	395,000	105,000	500,000	500,000	-	80	499,920	Budget	500,000	500,000	-	-
Subtotal S Cooper Mtn Nat Ar	395,000	395,000	105,000	500,000	500,000	-	80	499,920		500,000	500,000	-	-
Land Acq - Neighborhood Parks - S Cooper Mtn	480,000	480,000	5,025,000	5,505,000	5,505,000	-	13,909	5,491,091	Budget	5,505,000	5,505,000	-	-
Subtotal Neighborhood Parks - S Cooper Mtn	480,000	480,000	5,025,000	5,505,000	5,505,000	-	13,909	5,491,091		5,505,000	5,505,000	-	-
Land Acq - Schiffler	-	-	-	-	-	-	460,094	-	Complete	460,094	460,094	(460,094)	(460,094)
Land Acq - Neighborhood Parks - Infill Areas	350,000	350,000	500,000	850,000	850,000	-	8,517	381,389	Budget	389,906	389,906	460,094	460,094
Sub total Neighborhood Parks Infill Areas	350,000	350,000	500,000	850,000	850,000	-	468,611	381,389		850,000	850,000	-	-
<b>TOTAL LAND ACQUISITION</b>	<b>6,213,800</b>	<b>6,213,800</b>	<b>6,780,000</b>	<b>12,993,800</b>	<b>12,993,800</b>	<b>-</b>	<b>1,123,239</b>	<b>11,870,561</b>		<b>12,993,800</b>	<b>12,993,800</b>	<b>-</b>	<b>-</b>
<b>DEVELOPMENT/IMPROVEMENT PROJECTS</b>													
Bonny Slope / BSD Trail Development	500,000	419,900	-	500,000	419,900	78,971	164,165	256,864	Award	500,000	421,029	-	(1,129)
MTIP Grant Match - Westside Trail #18	967,000	-	2,150,000	3,117,000	2,150,000	1,879,919	2,043,736	342,820	Award	4,266,475	2,386,556	(1,149,475)	(236,556)
Bethany Creek Falls Phases 1, 2 & 3 - Proj Management	175,000	12,000	-	175,000	12,000	114,181	26,951	-	Complete	141,132	26,951	33,868	(14,951)
S Cooper Mtn Park and Trail Development - Prog Mgmt	50,000	50,000	-	50,000	50,000	3,893	-	46,107	Budget	50,000	46,107	-	3,893
NW Quadrant Neighborhood Park Master Plan & Design	265,000	265,000	-	265,000	265,000	92,814	157,860	148,471	Award	399,145	306,331	(134,145)	(41,331)
New Neighborhood Park Development	1,499,000	1,337,000	600,000	2,099,000	1,937,000	159,063	213,715	1,726,222	Budget	2,099,000	1,939,937	-	(2,937)
Dog Parks - expansions and new sites	-	-	70,000	70,000	70,000	-	-	70,000	Budget	70,000	70,000	-	-
Natural Area Master Plan	100,000	100,000	-	100,000	100,000	-	-	100,000	Budget	100,000	100,000	-	-
Building Expansion (TBD)	995,000	995,000	-	995,000	995,000	-	-	995,000	Budget	995,000	995,000	-	-
LWCF Grant Match-New Natural Area Public Access	-	-	250,000	250,000	250,000	-	-	250,000	Budget	250,000	250,000	-	-
New Synthetic turf field- Conestoga Middle School	1,255,000	10,000	-	1,255,000	10,000	916,158	-	10,000	Complete	926,158	10,000	328,842	-
RFFA Actv Trns Prjt Readiness Mtch-Wstsd Tr Hy 26 cross	-	-	200,000	200,000	200,000	-	-	200,000	Budget	200,000	200,000	-	-
MTIP Beaverton Creek Trail Land Acquisition ROW phase	247,000	241,000	-	247,000	241,000	175	9,202	237,623	Budget	247,000	246,825	-	(5,825)
NW Quadrant New Neighborhood Park Development	1,925,000	1,830,000	-	1,925,000	1,830,000	-	25,303	1,899,697	Budget	1,925,000	1,925,000	-	(95,000)
N Bethany Park & Trail - project management	141,000	120,000	-	141,000	120,000	39,821	78,324	22,855	Budget	141,000	101,179	-	18,821
Cedar Hills Park - Additional funding for bond project	1,038,000	1,038,000	-	1,038,000	1,038,000	-	-	1,038,000	Budget	1,038,000	1,038,000	-	-
Connect OR Grant Match - Waterhouse Trail, Segment 4	300,000	200,000	415,000	715,000	615,000	96,003	206,288	412,709	Award	715,000	618,997	-	(3,997)
SW Quadrant Neighborhood Park Master Plan & Design	200,000	192,500	75,000	275,000	267,500	3,227	159	277,249	Award	280,635	277,408	(5,635)	(9,908)
Cedar Mill Creek Comm Trail Seg #4 Master Plan & Des	250,000	250,000	50,000	300,000	300,000	1,558	231	298,211	Budget	300,000	298,442	-	1,558
North Bethany Park and Trail Improvements	-	-	315,000	315,000	315,000	-	130,956	184,044	Budget	315,000	315,000	-	-
Bethany Creek Trail #2, Segment #3 - Design & Devel	1,100,000	1,075,000	-	1,100,000	1,075,000	58,562	221,798	819,640	Budget	1,100,000	1,041,438	-	33,562
Fanno Creek Trail-Denny Road Crossing Improvements	-	-	20,000	20,000	20,000	-	-	20,000	Budget	20,000	20,000	-	-
Waterhouse Trail Improvements	-	-	350,000	350,000	350,000	-	-	350,000	Budget	350,000	350,000	-	-
Undesignated projects	-	-	4,299,976	4,299,976	4,299,976	-	10,582	4,289,394	Budget	4,299,976	4,299,976	-	-
<b>TOTAL DEVELOPMENT/IMPROVEMENT PROJECTS</b>	<b>11,007,000</b>	<b>8,135,400</b>	<b>8,794,976</b>	<b>19,801,976</b>	<b>16,930,376</b>	<b>3,444,345</b>	<b>3,289,271</b>	<b>13,994,906</b>		<b>20,728,522</b>	<b>17,284,177</b>	<b>(926,546)</b>	<b>(353,801)</b>
<b>GRAND TOTAL SDC FUND</b>	<b>17,220,800</b>	<b>14,349,200</b>	<b>15,574,976</b>	<b>32,795,776</b>	<b>29,924,176</b>	<b>3,444,345</b>	<b>4,412,510</b>	<b>25,865,467</b>		<b>33,722,322</b>	<b>30,277,977</b>	<b>(926,546)</b>	<b>(353,801)</b>



**Tualatin Hills Park and Recreation District**  
**Monthly Bond Capital Projects Report**  
**Estimated Cost vs. Budget**  
**Through 6/30/2019 \*\*PRELIMINARY\*\***

Quad-	Project Code	Description	Project Budget			Project Expenditures			Basis of Estimate (Completed Phase)	Project Cumulative Cost	Variance	Percent of Variance	Cost Expended to Budget	Cost Expended to Total Cost	
			Initial Project Budget	Adjustments	Current Total Project Budget FY 18/19	Expended Prior Years	Expended Year-to-Date	Total Expended to Date							Estimated Cost to Complete
			(1)	(2)	(1+2)=(3)	(4)	(5)	(4+5)=(6)	(7)	(6+7)=(9)	(3-9) = (10)	(10) / (3)	(6) / (3)	(6)/(9)	
<b>BOND CAPITAL PROJECTS FUND</b>															
<b><u>New Neighborhood Parks Development</u></b>															
SE	91-901	AM Kennedy Park & Athletic Field	1,285,250	50,704	1,335,954	1,674,551	-	1,674,551	-	Complete	1,674,551	(338,597)	-25.3%	125.3%	100.0%
SW	91-902	Barsotti Park & Athletic Field	1,285,250	27,556	1,312,806	1,250,248	-	1,250,248	-	Complete	1,250,248	62,558	4.8%	95.2%	100.0%
NW	91-903	Hansen Ridge Park (formerly Kaiser Ridge)	771,150	16,338	787,488	731,629	-	731,629	-	Complete	731,629	55,859	7.1%	92.9%	100.0%
SW	91-904	Roy Dancer Park	771,150	16,657	787,807	643,447	-	643,447	-	Complete	643,447	144,360	18.3%	81.7%	100.0%
NE	91-905	Roger Tilbury Park	771,150	19,713	790,863	888,218	-	888,218	-	Complete	888,218	(97,355)	-12.3%	112.3%	100.0%
<b>Total New Neighborhood Parks Development</b>			<b>4,883,950</b>	<b>130,968</b>	<b>5,014,918</b>	<b>5,188,093</b>	<b>-</b>	<b>5,188,093</b>	<b>-</b>		<b>5,188,093</b>	<b>(173,175)</b>	<b>-3.5%</b>	<b>103.5%</b>	<b>100.0%</b>
UND	Authorized Use of Savings from Bond Issuance Administration Category		-	173,175	173,175	-	-	-	-	N/A	-	173,175	n/a	n/a	n/a
<b>Total New Neighborhood Parks Development</b>			<b>4,883,950</b>	<b>304,143</b>	<b>5,188,093</b>	<b>5,188,093</b>	<b>-</b>	<b>5,188,093</b>	<b>-</b>		<b>5,188,093</b>	<b>-</b>	<b>0.0%</b>	<b>100.0%</b>	<b>100.0%</b>
<b><u>Renovate &amp; Redevelop Neighborhood Parks</u></b>															
NE	91-906	Cedar Mill Park, Trail & Athletic Fields	1,125,879	29,756	1,155,635	990,095	-	990,095	-	Complete	990,095	165,540	14.3%	85.7%	100.0%
SE	91-907	Camille Park	514,100	28,634	542,734	585,471	-	585,471	-	Complete	585,471	(42,737)	-7.9%	107.9%	100.0%
NW	91-908	Somerset West Park	1,028,200	69,834	1,098,034	288,464	17,563	306,027	792,007	Design	1,098,034	-	0.0%	27.9%	27.9%
NW	91-909	Pioneer Park and Bridge Replacement	544,934	21,278	566,212	533,358	-	533,358	-	Complete	533,358	32,854	5.8%	94.2%	100.0%
SE	91-910	Vista Brook Park	514,100	20,504	534,604	729,590	-	729,590	-	Complete	729,590	(194,986)	-36.5%	136.5%	100.0%
<b>Total Renovate &amp; Redevelop Neighborhood Parks</b>			<b>3,727,213</b>	<b>170,006</b>	<b>3,897,219</b>	<b>3,126,978</b>	<b>17,563</b>	<b>3,144,541</b>	<b>792,007</b>		<b>3,936,548</b>	<b>(39,329)</b>	<b>-1.0%</b>	<b>80.7%</b>	<b>79.9%</b>
<b><u>New Neighborhood Parks Land Acquisition</u></b>															
NW	98-880-a	New Neighborhood Park - NW Quadrant (Biles)	1,500,000	28,554	1,528,554	1,041,404	-	1,041,404	-	Complete	1,041,404	487,150	31.9%	68.1%	100.0%
NW	98-880-b	New Neighborhood Park - NW Quadrant (Living Hope)	-	-	-	1,067,724	-	1,067,724	-	Complete	1,067,724	(1,067,724)	-100.0%	n/a	100.0%
NW	98-880-c	New Neighborhood Park - NW Quadrant (Mitchell)	-	-	-	793,396	-	793,396	-	Complete	793,396	(793,396)	-100.0%	n/a	100.0%
NW	98-880-d	New Neighborhood Park - NW Quadrant (PGE)	-	-	-	62,712	-	62,712	-	Complete	62,712	(62,712)	-100.0%	n/a	100.0%
NE	98-745-a	New Neighborhood Park - NE Quadrant (Wilson)	1,500,000	27,968	1,527,968	529,294	-	529,294	-	Complete	529,294	998,674	65.4%	34.6%	100.0%
NE	98-745-b	New Neighborhood Park - NE Quadrant (Lehman - formerly undesignated)	1,500,000	32,103	1,532,103	2,119,940	-	2,119,940	-	Complete	2,119,940	(587,837)	-38.4%	138.4%	100.0%
SW	98-746-a	New Neighborhood Park - SW Quadrant (Sterling Savings)	1,500,000	24,918	1,524,918	1,058,925	-	1,058,925	-	Complete	1,058,925	465,993	30.6%	69.4%	100.0%
SW	98-746-b	New Neighborhood Park - SW Quadrant (Altishin)	-	-	-	551,696	-	551,696	-	Complete	551,696	(551,696)	-100.0%	n/a	100.0%
SW	98-746-c	New Neighborhood Park - SW Quadrant (Hung easement for Roy Dancer Park)	-	-	-	60,006	-	60,006	-	Complete	60,006	(60,006)	-100.0%	n/a	100.0%
SE	98-747	New Neighborhood Park - SE Quadrant (Cobb)	1,500,000	15,547	1,515,547	2,609,880	-	2,609,880	-	Complete	2,609,880	(1,094,333)	-72.2%	172.2%	100.0%
NW	98-748	New Neighborhood Park (North Bethany) (McGettigan)	1,500,000	23,667	1,523,667	1,629,763	-	1,629,763	-	Complete	1,629,763	(106,096)	-7.0%	107.0%	100.0%
UND	98-749	New Neighborhood Park - Undesignated	-	1,363	1,363	-	-	-	-	Reallocated	-	1,363	-100.0%	n/a	0.0%
<b>Sub-total New Neighborhood Parks</b>			<b>9,000,000</b>	<b>154,120</b>	<b>9,154,120</b>	<b>11,524,740</b>	<b>-</b>	<b>11,524,740</b>	<b>-</b>		<b>11,524,740</b>	<b>(2,370,620)</b>	<b>-25.9%</b>	<b>125.9%</b>	<b>100.0%</b>
UND	Authorized Use of Savings from New Community Park Land Acquisition Category		-	1,655,521	1,655,521	-	-	-	-	N/A	-	1,655,521	n/a	n/a	n/a
UND	Authorized Use of Savings from Community Center / Community Park Land Acquisition Category		-	715,099	715,099	-	-	-	-	N/A	-	715,099	n/a	n/a	n/a
<b>Total New Neighborhood Parks</b>			<b>9,000,000</b>	<b>2,524,740</b>	<b>11,524,740</b>	<b>11,524,740</b>	<b>-</b>	<b>11,524,740</b>	<b>-</b>		<b>11,524,740</b>	<b>-</b>	<b>0.0%</b>	<b>100.0%</b>	<b>100.0%</b>
<b><u>New Community Park Development</u></b>															
SW	92-915	SW Quad Community Park & Athletic Field	7,711,500	343,963	8,055,463	10,520,819	-	10,520,819	151,550	Complete	10,672,369	(2,616,906)	-32.5%	130.6%	98.6%
<b>Sub-total New Community Park Development</b>			<b>7,711,500</b>	<b>343,963</b>	<b>8,055,463</b>	<b>10,520,819</b>	<b>-</b>	<b>10,520,819</b>	<b>151,550</b>		<b>10,672,369</b>	<b>(2,616,906)</b>	<b>-32.5%</b>	<b>130.6%</b>	<b>98.6%</b>
UND	Authorized use of savings from Bond Facility Rehabilitation category		-	1,300,000	1,300,000	-	-	-	-	N/A	-	1,300,000	n/a	n/a	n/a
UND	Authorized use of savings from Bond Administration (Issuance) category		-	781,105	781,105	-	-	-	-	N/A	-	781,105	n/a	n/a	n/a
UND	Outside Funding from Washington County / Metro Transferred from Community Center Land Acquisition		-	384,251	384,251	-	-	-	-	N/A	-	384,251	n/a	n/a	n/a
<b>Total New Community Park Development</b>			<b>7,711,500</b>	<b>2,809,319</b>	<b>10,520,819</b>	<b>10,520,819</b>	<b>-</b>	<b>10,520,819</b>	<b>151,550</b>		<b>10,672,369</b>	<b>(151,550)</b>	<b>-1.4%</b>	<b>100.0%</b>	<b>98.6%</b>

**Tualatin Hills Park and Recreation District**  
**Monthly Bond Capital Projects Report**  
**Estimated Cost vs. Budget**  
**Through 6/30/2019 \*\*PRELIMINARY\*\***

Quad-	Project Code	Description	Project Budget			Project Expenditures			Estimated Cost to Complete	Basis of Estimate (Completed Phase)	Project Cumulative Cost	Variance	Percent of Variance	Cost Expended to Budget	Cost Expended to Total Cost
			Initial Project Budget	Adjustments	Current Total Project Budget FY 18/19	Expended Prior Years	Expended Year-to-Date	Total Expended to Date							
			(1)	(2)	(1+2)=(3)	(4)	(5)	(4+5)=(6)	(7)		(6+7)=(9)	(3-9) = (10)	(10) / (3)	(6) / (3)	(6)/(9)
<b><u>New Community Park Land Acquisition</u></b>															
NE	98-881-a	New Community Park - NE Quadrant (Teufel)	10,000,000	132,657	10,132,657	8,103,899	-	8,103,899	-	Complete	8,103,899	2,028,758	20.0%	80.0%	100.0%
NE	98-881-b	Community Park Expansion - NE Quad (BSD/William Walker)	-	-	-	373,237	-	373,237	-	Complete	373,237	(373,237)	100.0%	n/a	100.0%
		<b>Sub-total New Community Park</b>	<b>10,000,000</b>	<b>132,657</b>	<b>10,132,657</b>	<b>8,477,136</b>	<b>-</b>	<b>8,477,136</b>	<b>-</b>		<b>8,477,136</b>	<b>1,655,521</b>	<b>16.3%</b>	<b>83.7%</b>	<b>100.0%</b>
		Authorized Use of Savings for New Neighborhood Parks													
UND		Land Acquisition Category	-	(1,655,521)	(1,655,521)	-	-	-	-	N/A	-	(1,655,521)	n/a	n/a	n/a
		<b>Total New Community Park</b>	<b>10,000,000</b>	<b>(1,522,864)</b>	<b>8,477,136</b>	<b>8,477,136</b>	<b>-</b>	<b>8,477,136</b>	<b>-</b>		<b>8,477,136</b>	<b>-</b>	<b>0.0%</b>	<b>100.0%</b>	<b>100.0%</b>
<b><u>Renovate and Redevelop Community Parks</u></b>															
NE	92-916	Cedar Hills Park & Athletic Field	6,194,905	436,369	6,631,274	2,647,129	5,024,164	7,671,293	(0)	Award	7,671,293	(1,040,019)	-15.7%	115.7%	100.0%
SE	92-917	Schiffler Park	3,598,700	74,403	3,673,103	2,633,084	-	2,633,084	-	Complete	2,633,084	1,040,019	28.3%	71.7%	100.0%
		<b>Total Renovate and Redevelop Community Parks</b>	<b>9,793,605</b>	<b>510,772</b>	<b>10,304,377</b>	<b>5,280,213</b>	<b>5,024,164</b>	<b>10,304,377</b>	<b>(0)</b>		<b>10,304,377</b>	<b>-</b>	<b>0.0%</b>	<b>100.0%</b>	<b>100.0%</b>
<b><u>Natural Area Preservation - Restoration</u></b>															
NE	97-963	Roger Tilbury Memorial Park	30,846	1,595	32,441	22,875	1,795	24,670	7,186	Establishment	31,856	585	1.8%	76.0%	77.4%
NE	97-964	Cedar Mill Park	30,846	1,172	32,018	1,201	-	1,201	-	Complete	1,201	30,817	96.2%	3.8%	100.0%
NE	97-965	Jordan/Jackie Husen Park	308,460	8,961	317,421	36,236	-	36,236	-	Complete	36,236	281,185	88.6%	11.4%	100.0%
NW	97-966	NE/Bethany Meadows Trail Habitat Connection	246,768	16,178	262,946	-	-	-	-	On Hold	-	262,946	100.0%	0.0%	0.0%
NW	97-967	Hansen Ridge Park (formerly Kaiser Ridge)	10,282	300	10,582	12,929	-	12,929	-	Complete	12,929	(2,347)	-22.2%	122.2%	100.0%
NW	97-968	Allenbach Acres Park	41,128	2,318	43,446	10,217	-	10,217	-	Complete	10,217	33,229	76.5%	23.5%	100.0%
NW	97-969	Crystal Creek Park	205,640	7,208	212,848	95,401	-	95,401	-	Complete	95,401	117,447	55.2%	44.8%	100.0%
NE	97-970	Foothills Park	61,692	1,172	62,864	46,178	-	46,178	-	Complete	46,178	16,686	26.5%	73.5%	100.0%
NE	97-971	Commonwealth Lake Park	41,128	778	41,906	30,809	-	30,809	-	Complete	30,809	11,097	26.5%	73.5%	100.0%
NW	97-972	Tualatin Hills Nature Park	90,800	2,323	93,123	27,696	-	27,696	-	Complete	27,696	65,427	70.3%	29.7%	100.0%
NE	97-973	Pioneer Park	10,282	254	10,536	9,421	-	9,421	-	Complete	9,421	1,115	10.6%	89.4%	100.0%
NW	97-974	Whispering Woods Park	51,410	914	52,324	48,871	-	48,871	-	Complete	48,871	3,453	6.6%	93.4%	100.0%
NW	97-975	Willow Creek Nature Park	20,564	389	20,953	21,877	-	21,877	-	Complete	21,877	(924)	-4.4%	104.4%	100.0%
SE	97-976	AM Kennedy Park	30,846	741	31,587	26,866	-	26,866	-	Complete	26,866	4,721	14.9%	85.1%	100.0%
SE	97-977	Camille Park	77,115	1,784	78,899	61,399	-	61,399	-	Complete	61,399	17,500	22.2%	77.8%	100.0%
SE	97-978	Vista Brook Park	20,564	897	21,461	5,414	-	5,414	-	Complete	5,414	16,047	74.8%	25.2%	100.0%
SE	97-979	Greenway Park/Koll Center	61,692	2,316	64,008	49,854	1,207	51,061	-	Complete	51,061	12,947	20.2%	79.8%	100.0%
SE	97-980	Bauman Park	82,256	2,024	84,280	30,153	-	30,153	-	Complete	30,153	54,127	64.2%	35.8%	100.0%
SE	97-981	Fanno Creek Park	162,456	6,444	168,900	65,147	-	65,147	5,508	Establishment	70,655	98,245	58.2%	38.6%	92.2%
SE	97-982	Hideaway Park	41,128	1,105	42,233	38,459	-	38,459	-	Complete	38,459	3,774	8.9%	91.1%	100.0%
SW	97-983	Murrayhill Park	61,692	1,031	62,723	65,712	-	65,712	-	Complete	65,712	(2,989)	-4.8%	104.8%	100.0%
SE	97-984	Hyland Forest Park	71,974	1,342	73,316	62,121	3,400	65,521	-	Complete	65,521	7,795	10.6%	89.4%	100.0%
SW	97-985	Cooper Mountain	205,640	13,479	219,119	14	-	14	-	On Hold	14	219,105	100.0%	0.0%	100.0%
SW	97-986	Winkelman Park	10,282	241	10,523	5,894	-	5,894	-	Complete	5,894	4,629	44.0%	56.0%	100.0%
SW	97-987	Lowami Hart Woods	287,896	9,345	297,241	127,906	-	127,906	-	Complete	127,906	169,335	57.0%	43.0%	100.0%
SW	97-988	Rosa/Hazeldale Parks	28,790	722	29,512	12,754	-	12,754	-	Complete	12,754	16,758	56.8%	43.2%	100.0%
SW	97-989	Mt Williams Park	102,820	6,021	108,841	36,167	1,850	38,017	70,824	Establishment	108,841	-	0.0%	34.9%	34.9%
SW	97-990	Jenkins Estate	154,230	3,365	157,595	136,481	2,560	139,041	-	Complete	139,041	18,554	11.8%	88.2%	100.0%
SW	97-991	Summercrest Park	10,282	193	10,475	7,987	-	7,987	-	Complete	7,987	2,488	23.8%	76.2%	100.0%
SW	97-992	Morrison Woods	61,692	4,042	65,734	0	-	0	-	Cancelled	0	65,734	100.0%	0.0%	100.0%
UND	97-993	Interpretive Sign Network	339,306	9,264	348,570	326,776	-	326,776	-	Complete	326,776	21,794	6.3%	93.7%	100.0%
NW	97-994	Beaverton Creek Trail	61,692	4,043	65,735	-	-	-	-	On Hold	-	65,735	100.0%	0.0%	0.0%
NW	97-995	Bethany Wetlands/Bronson Creek	41,128	2,695	43,823	-	-	-	-	On Hold	-	43,823	100.0%	0.0%	0.0%
NW	97-996	Bluegrass Downs Park	15,423	1,010	16,433	-	-	-	-	On Hold	-	16,433	100.0%	0.0%	0.0%
NW	97-997	Crystal Creek	41,128	2,696	43,824	-	-	-	-	On Hold	-	43,824	100.0%	0.0%	0.0%
UND	N/A	Reallocation of project savings to new project budgets	-	(865,000)	(865,000)	-	-	-	-	Reallocation	-	(865,000)	100.0%	0.0%	0.0%
SE	97-870	Hyland Woods Phase 2	-	76,248	76,248	51,353	5,154	56,507	19,741	Establishment	76,248	-	0.0%	74.1%	74.1%
SW	97-871	Jenkins Estate Phase 2	-	127,999	127,999	54,685	-	54,685	73,314	Establishment	127,999	-	0.0%	42.7%	42.7%
NW	97-872	Somerset	-	154,548	154,548	-	-	-	154,548	Budget	154,548	-	0.0%	0.0%	0.0%
NW	97-873	Rock Creek Greenway	-	159,699	159,699	-	-	-	159,699	Budget	159,699	-	0.0%	0.0%	0.0%
NW	97-874	Whispering Woods Phase 2	-	97,879	97,879	-	-	-	97,879	Budget	97,879	-	0.0%	0.0%	0.0%

**Tualatin Hills Park and Recreation District**  
**Monthly Bond Capital Projects Report**  
**Estimated Cost vs. Budget**  
**Through 6/30/2019 \*\*PRELIMINARY\*\***

Quadrant	Project Code	Description	Project Budget			Project Expenditures			Basis of Estimate (Completed Phase)	Project Cumulative Cost	Variance	Percent of Variance	Cost Expended to Budget	Cost Expended to Total Cost	
			Initial Project Budget	Adjustments	Current Total Project Budget FY 18/19	Expended Prior Years	Expended Year-to-Date	Total Expended to Date							Estimated Cost to Complete
			(1)	(2)	(1+2)=(3)	(4)	(5)	(4+5)=(6)	(7)		(3-9) = (10)	(10) / (3)	(6) / (3)	(6)/(9)	
SE	97-875	Raleigh Park	-	113,077	113,077	8,500	-	8,500	104,577	Budget	113,077	-	0.0%	7.5%	7.5%
NE	97-876	Bannister Creek Greenway/NE Park	-	77,273	77,273	-	-	-	77,273	Budget	77,273	-	0.0%	0.0%	0.0%
NW	97-877	Beaverton Creek Greenway Duncan	-	20,607	20,607	-	-	-	-	Cancelled	-	20,607	100.0%	0.0%	0.0%
SE	97-878	Church of Nazarene	-	30,718	30,718	14,121	-	14,121	-	Complete	14,121	16,597	54.0%	46.0%	100.0%
SW	97-879	Lilly K. Johnson Woods	-	30,459	30,459	21,256	1,188	22,444	8,015	Establishment	30,459	-	0.0%	73.7%	73.7%
UND	97-914	Restoration of new properties to be acquired	643,023	41,096	684,119	7,172	-	7,172	-	On Hold	7,172	676,947	99.0%	1.0%	100.0%
UND	N/A	Reallocation of project savings to new project budgets	-	(1,570,245)	(1,570,245)	-	-	-	-	Reallocation	-	(1,570,245)	100.0%	0.0%	0.0%
TBD	97-750	NE Quadrant Property(Findley)	-	450,000	450,000	-	-	-	450,000	Budget	450,000	-	0.0%	0.0%	0.0%
TBD	97-751	N. Johnson Greenway (Peterkort)	-	250,000	250,000	-	-	-	250,000	Budget	250,000	-	0.0%	0.0%	0.0%
TBD	97-752	Commonwealth Lake Park	-	60,000	60,000	-	-	-	60,000	Budget	60,000	-	0.0%	0.0%	0.0%
TBD	97-753	155th Wetlands	-	25,000	25,000	-	-	-	25,000	Budget	25,000	-	0.0%	0.0%	0.0%
TBD	97-754	Bronson Creek New Properties	-	100,000	100,000	-	-	-	100,000	Budget	100,000	-	0.0%	0.0%	0.0%
TBD	97-755	Fanno Creek Greenway	-	80,000	80,000	-	-	-	80,000	Budget	80,000	-	0.0%	0.0%	0.0%
TBD	97-756	HMT north woods and stream	-	50,000	50,000	-	-	-	50,000	Budget	50,000	-	0.0%	0.0%	0.0%
TBD	97-757	Cedar Mill Creek Greenway	-	30,000	30,000	-	-	-	30,000	Budget	30,000	-	0.0%	0.0%	0.0%
TBD	97-758	Fir Grove Park	-	25,000	25,000	-	-	-	25,000	Budget	25,000	-	0.0%	0.0%	0.0%
TBD	97-759	HL Cain Wetlands	-	25,000	25,000	-	-	-	25,000	Budget	25,000	-	0.0%	0.0%	0.0%
TBD	97-760	Bronson Creek Park	-	25,000	25,000	-	-	-	25,000	Budget	25,000	-	0.0%	0.0%	0.0%
TBD	97-761	Center Street Wetlands Area	-	20,000	20,000	-	-	-	20,000	Budget	20,000	-	0.0%	0.0%	0.0%
TBD	97-762	Tallac Terrace Park	-	10,000	10,000	-	-	-	10,000	Budget	10,000	-	0.0%	0.0%	0.0%
TBD	97-763	Forest Hills Park	-	10,000	10,000	-	-	-	10,000	Budget	10,000	-	0.0%	0.0%	0.0%
TBD	97-764	Arborist/Tree Management	-	285,245	285,245	-	8,900	8,900	276,345	Budget	285,245	-	0.0%	3.1%	3.1%
TBD	97-765	North Bethany Greenway	-	25,000	25,000	-	-	-	25,000	Budget	25,000	-	0.0%	0.0%	0.0%
TBD	97-766	Willow Creek Greenway II	-	25,000	25,000	-	-	-	25,000	Budget	25,000	-	0.0%	0.0%	0.0%
TBD	97-767	Westside Trail Segment 18	-	25,000	25,000	-	-	-	25,000	Budget	25,000	-	0.0%	0.0%	0.0%
TBD	97-768	Westside Trail- Burntwood area	-	25,000	25,000	-	-	-	25,000	Budget	25,000	-	0.0%	0.0%	0.0%
TBD	97-769	Waterhouse Trail	-	25,000	25,000	-	-	-	25,000	Budget	25,000	-	0.0%	0.0%	0.0%
<b>Total Natural Area Restoration</b>			<b>3,762,901</b>	<b>182,965</b>	<b>3,945,866</b>	<b>1,579,902</b>	<b>26,054</b>	<b>1,605,957</b>	<b>2,339,909</b>		<b>3,945,866</b>	<b>-</b>	<b>0.0%</b>	<b>40.7%</b>	<b>40.7%</b>
<b>Natural Area Preservation - Land Acquisition</b>															
UND	98-882	Natural Area Acquisitions	8,400,000	348,691	8,748,691	5,063,697	201,260	5,264,957	3,483,734	Budget	8,748,691	-	0.0%	60.2%	60.2%
<b>Total Natural Area Preservation - Land Acquisition</b>			<b>8,400,000</b>	<b>348,691</b>	<b>8,748,691</b>	<b>5,063,697</b>	<b>201,260</b>	<b>5,264,957</b>	<b>3,483,734</b>		<b>8,748,691</b>	<b>-</b>	<b>0.0%</b>	<b>60.2%</b>	<b>60.2%</b>
<b>New Linear Park and Trail Development</b>															
SW	93-918	Westside Trail Segments 1, 4, & 7	4,267,030	85,084	4,352,114	4,381,083	-	4,381,083	-	Complete	4,381,083	(28,969)	-0.7%	100.7%	100.0%
NE	93-920	Jordan/Husen Park Trail	1,645,120	46,432	1,691,552	1,227,496	-	1,227,496	-	Complete	1,227,496	464,056	27.4%	72.6%	100.0%
NW	93-924	Waterhouse Trail Segments 1, 5 & West Spur	3,804,340	78,646	3,882,986	4,392,047	-	4,392,047	-	Complete	4,392,047	(509,061)	-13.1%	113.1%	100.0%
NW	93-922	Rock Creek Trail #5 & Allenbach, North Bethany #2	2,262,040	103,949	2,365,989	1,743,667	-	1,743,667	-	Complete	1,743,667	622,322	26.3%	73.7%	100.0%
UND	93-923	Miscellaneous Natural Trails	100,000	5,184	105,184	30,394	-	30,394	74,790	Budget	105,184	-	0.0%	28.9%	28.9%
NW	91-912	Nature Park - Old Wagon Trail	359,870	3,094	362,964	238,702	-	238,702	-	Complete	238,702	124,262	34.2%	65.8%	100.0%
NE	91-913	NE Quadrant Trail - Bluffs Phase 2	257,050	14,797	271,847	412,424	-	412,424	-	Complete	412,424	(140,577)	-51.7%	151.7%	100.0%
SW	93-921	Lowami Hart Woods	822,560	55,645	878,205	1,255,274	-	1,255,274	-	Complete	1,255,274	(377,069)	-42.9%	142.9%	100.0%
NW	91-911	Westside - Waterhouse Trail Connection	1,542,300	48,560	1,590,860	1,055,589	-	1,055,589	-	Complete	1,055,589	535,271	33.6%	66.4%	100.0%
<b>Total New Linear Park and Trail Development</b>			<b>15,060,310</b>	<b>441,391</b>	<b>15,501,701</b>	<b>14,736,676</b>	<b>-</b>	<b>14,736,676</b>	<b>74,790</b>		<b>14,811,466</b>	<b>690,235</b>	<b>4.5%</b>	<b>95.1%</b>	<b>99.5%</b>
<b>New Linear Park and Trail Land Acquisition</b>															
UND	98-883	New Linear Park and Trail Acquisitions	1,200,000	23,345	1,223,345	1,222,206	-	1,222,206	1,139	Budget	1,223,345	-	0.0%	99.9%	99.9%
<b>Total New Linear Park and Trail Land Acquisition</b>			<b>1,200,000</b>	<b>23,345</b>	<b>1,223,345</b>	<b>1,222,206</b>	<b>-</b>	<b>1,222,206</b>	<b>1,139</b>		<b>1,223,345</b>	<b>-</b>	<b>0.0%</b>	<b>99.9%</b>	<b>99.9%</b>
<b>Multi-field/Multi-purpose Athletic Field Development</b>															
SW	94-925	Winkelman Athletic Field	514,100	34,601	548,701	941,843	-	941,843	-	Complete	941,843	(393,142)	-71.6%	171.6%	100.0%
SE	94-926	Meadow Waye Park	514,100	4,791	518,891	407,340	-	407,340	-	Complete	407,340	111,551	21.5%	78.5%	100.0%
NW	94-927	New Fields in NW Quadrant	514,100	33,439	547,539	38,246	32,912	71,158	1,270,327	Design	1,341,485	(793,946)	-145.0%	13.0%	5.3%
NE	94-928	New Fields in NE Quadrant (Cedar Mill Park)	514,100	14,184	528,284	527,993	-	527,993	-	Complete	527,993	291	0.1%	99.9%	100.0%
SW	94-929	New Fields in SW Quadrant	514,100	33,663	547,763	997	-	997	546,766	Budget	547,763	-	0.0%	0.2%	0.2%
SE	94-930	New Fields in SE Quadrant (Conestoga Middle School)	514,100	19,833	533,933	545,894	3,023	548,917	-	Complete	548,917	(14,984)	-2.8%	102.8%	100.0%
<b>Total Multi-field/Multi-purpose Athletic Field Dev.</b>			<b>3,084,600</b>	<b>140,511</b>	<b>3,225,111</b>	<b>2,462,313</b>	<b>35,935</b>	<b>2,498,248</b>	<b>1,817,093</b>		<b>4,315,341</b>	<b>(1,090,230)</b>	<b>-33.8%</b>	<b>77.5%</b>	<b>57.9%</b>

**Tualatin Hills Park and Recreation District**  
**Monthly Bond Capital Projects Report**  
**Estimated Cost vs. Budget**  
**Through 6/30/2019 \*\*PRELIMINARY\*\***

Quad-	Project Code	Description	Project Budget			Project Expenditures			Basis of Estimate (Completed Phase)	Project Cumulative Cost	Variance	Percent of Variance	Cost Expended to Budget	Cost Expended to Total Cost
			Initial Project Budget	Adjustments	Current Total Project Budget FY 18/19	Expended Prior Years	Expended Year-to-Date	Total Expended to Date						
			(1)	(2)	(1+2)=(3)	(4)	(5)	(4+5)=(6)	(7)	(6+7)=(9)	(3-9) = (10)	(10) / (3)	(6) / (3)	(6)/(9)
<b>Deferred Park Maintenance Replacements</b>														
UND	96-960	Play Structure Replacements at 11 sites	810,223	3,685	813,908	773,055	-	773,055	-	773,055	40,853	5.0%	95.0%	100.0%
NW	96-720	Bridge/boardwalk replacement - Willow Creek	96,661	1,276	97,937	127,277	-	127,277	-	127,277	(29,340)	-30.0%	130.0%	100.0%
SW	96-721	Bridge/boardwalk replacement - Rosa Park	38,909	369	39,278	38,381	-	38,381	-	38,381	897	2.3%	97.7%	100.0%
SW	96-722	Bridge/boardwalk replacement - Jenkins Estate	7,586	34	7,620	28,430	-	28,430	-	28,430	(20,810)	-273.1%	373.1%	100.0%
SE	96-723	Bridge/boardwalk replacement - Hartwood Highlands	10,767	134	10,901	985	-	985	-	985	9,916	91.0%	9.0%	100.0%
NE	96-998	Irrigation Replacement at Roxbury Park	48,854	63	48,917	41,902	-	41,902	-	41,902	7,015	14.3%	85.7%	100.0%
UND	96-999	Pedestrian Path Replacement at 3 sites	116,687	150	116,837	118,039	-	118,039	-	118,039	(1,202)	-1.0%	101.0%	100.0%
SW	96-946	Permeable Parking Lot at Aloha Swim Center	160,914	1,515	162,429	191,970	-	191,970	-	191,970	(29,541)	-18.2%	118.2%	100.0%
NE	96-947	Permeable Parking Lot at Sunset Swim Center	160,914	3,248	164,162	512,435	-	512,435	-	512,435	(348,273)	-212.2%	312.2%	100.0%
<b>Sub-total Deferred Park Maintenance Replacements</b>			<b>1,451,515</b>	<b>10,474</b>	<b>1,461,989</b>	<b>1,832,474</b>	<b>-</b>	<b>1,832,474</b>	<b>-</b>	<b>1,832,474</b>	<b>(370,485)</b>	<b>-25.3%</b>	<b>1321.8%</b>	<b>900.0%</b>
UND	Authorized Use of Savings from Facility Expansion & Improvements Category		-	200,000	200,000	-	-	-	N/A	-	200,000	n/a	n/a	n/a
UND	Authorized Use of Savings from Bond Issuance Administration Category		-	170,485	170,485	-	-	-	N/A	-	170,485	n/a	n/a	n/a
<b>Total Deferred Park Maintenance Replacements</b>			<b>1,451,515</b>	<b>380,959</b>	<b>1,832,474</b>	<b>1,832,474</b>	<b>-</b>	<b>1,832,474</b>	<b>-</b>	<b>1,832,474</b>	<b>-</b>	<b>0.0%</b>	<b>100.0%</b>	<b>100.0%</b>
<b>Facility Rehabilitation</b>														
UND	95-931	Structural Upgrades at Several Facilities	317,950	(194,874)	123,076	115,484	-	115,484	-	115,484	7,592	6.2%	93.8%	100.0%
SW	95-932	Structural Upgrades at Aloha Swim Center	406,279	8,497	414,776	518,302	-	518,302	-	518,302	(103,526)	-25.0%	125.0%	100.0%
SE	95-933	Structural Upgrades at Beaverton Swim Center	1,447,363	37,353	1,484,716	820,440	-	820,440	-	820,440	664,276	44.7%	55.3%	100.0%
NE	95-934	Structural Upgrades at Cedar Hills Recreation Center	628,087	18,177	646,264	544,403	-	544,403	-	544,403	101,861	15.8%	84.2%	100.0%
SW	95-935	Structural Upgrades at Conestoga Rec/Aquatic Ctr	44,810	847	45,657	66,762	-	66,762	-	66,762	(21,105)	-46.2%	146.2%	100.0%
SE	95-937	Structural Upgrades at Garden Home Recreation Center	486,935	21,433	508,368	513,762	-	513,762	-	513,762	(5,394)	-1.1%	101.1%	100.0%
SE	95-938	Structural Upgrades at Harman Swim Center	179,987	2,779	182,766	73,115	-	73,115	-	73,115	109,651	60.0%	40.0%	100.0%
NW	95-939-a	Structural Upgrades at HMT/50 Mtr Pool/Aquatic Ctr	312,176	4,692	316,868	233,429	-	233,429	-	233,429	83,439	26.3%	73.7%	100.0%
NW	95-939-b	Structural Upgrades at HMT Aquatic Ctr - Roof Replacement	-	203,170	203,170	446,162	-	446,162	-	446,162	(242,992)	-119.6%	219.6%	100.0%
NW	95-940	Structural Upgrades at HMT Administration Building	397,315	6,080	403,395	299,599	-	299,599	-	299,599	103,796	25.7%	74.3%	100.0%
NW	95-941	Structural Upgrades at HMT Athletic Center	65,721	85	65,806	66,000	-	66,000	-	66,000	(194)	-0.3%	100.3%	100.0%
NW	95-942	Structural Upgrades at HMT Dryland Training Ctr	116,506	2,137	118,643	75,686	-	75,686	-	75,686	42,957	36.2%	63.8%	100.0%
NW	95-943	Structural Upgrades at HMT Tennis Center	268,860	5,033	273,893	74,804	-	74,804	-	74,804	199,089	72.7%	27.3%	100.0%
SE	95-944	Structural Upgrades at Raleigh Swim Center	4,481	6	4,487	5,703	-	5,703	-	5,703	(1,216)	-27.1%	127.1%	100.0%
NW	95-945	Structural Upgrades at Somerset Swim Center	8,962	12	8,974	9,333	-	9,333	-	9,333	(359)	-4.0%	104.0%	100.0%
NE	95-950	Sunset Swim Center Structural Upgrades	1,028,200	16,245	1,044,445	626,419	-	626,419	-	626,419	418,026	40.0%	60.0%	100.0%
NE	95-951	Sunset Swim Center Pool Tank	514,100	275	514,375	308,574	-	308,574	-	308,574	205,801	40.0%	60.0%	100.0%
UND	95-962	Auto Gas Meter Shut Off Valves at All Facilities	-	122	122	9,984	7,384	17,368	-	17,368	(17,246)	100.0%	0.0%	100.0%
<b>Sub-total Facility Rehabilitation</b>			<b>6,227,732</b>	<b>132,069</b>	<b>6,359,801</b>	<b>4,807,961</b>	<b>7,384</b>	<b>4,815,345</b>	<b>-</b>	<b>4,815,345</b>	<b>1,544,456</b>	<b>24.3%</b>	<b>75.7%</b>	<b>100.0%</b>
UND	Authorized use of savings for SW Quad Community Park & Athletic Fields		-	(1,300,000)	(1,300,000)	-	-	-	N/A	-	(1,300,000)	n/a	n/a	n/a
<b>Total Facility Rehabilitation</b>			<b>6,227,732</b>	<b>(1,167,931)</b>	<b>5,059,801</b>	<b>4,807,961</b>	<b>7,384</b>	<b>4,815,345</b>	<b>-</b>	<b>4,815,345</b>	<b>244,456</b>	<b>4.8%</b>	<b>n/a</b>	<b>n/a</b>
<b>Facility Expansion and Improvements</b>														
SE	95-952	Elsie Stuhr Center Expansion & Structural Improvements	1,997,868	30,311	2,028,179	2,039,367	-	2,039,367	-	2,039,367	(11,188)	-0.6%	100.6%	100.0%
SW	95-953	Conestoga Rec/Aquatic Expansion & Splash Pad	5,449,460	85,351	5,534,811	5,414,909	-	5,414,909	-	5,414,909	119,902	2.2%	97.8%	100.0%
SW	95-954	Aloha ADA Dressing Rooms	123,384	158	123,542	178,764	-	178,764	-	178,764	(55,222)	-44.7%	144.7%	100.0%
NW	95-955	Aquatics Center ADA Dressing Rooms	133,666	1,083	134,749	180,540	-	180,540	-	180,540	(45,791)	-34.0%	134.0%	100.0%
NE	95-956	Athletic Center HVAC Upgrades	514,100	654	514,754	321,821	-	321,821	-	321,821	192,933	37.5%	62.5%	100.0%
<b>Sub-total Facility Expansion and Improvements</b>			<b>8,218,478</b>	<b>117,557</b>	<b>8,336,035</b>	<b>8,135,401</b>	<b>-</b>	<b>8,135,401</b>	<b>-</b>	<b>8,135,401</b>	<b>200,634</b>	<b>2.4%</b>	<b>97.6%</b>	<b>100.0%</b>
UND	Authorized Use of Savings for Deferred Park Maintenance Replacements Category		-	(200,634)	(200,634)	-	-	-	N/A	-	(200,634)	n/a	n/a	n/a
<b>Total Facility Expansion and Improvements</b>			<b>8,218,478</b>	<b>(83,077)</b>	<b>8,135,401</b>	<b>8,135,401</b>	<b>-</b>	<b>8,135,401</b>	<b>-</b>	<b>8,135,401</b>	<b>-</b>	<b>0.0%</b>	<b>100.0%</b>	<b>100.0%</b>
<b>ADA/Access Improvements</b>														
NW	95-957	HMT ADA Parking & other site improvement	735,163	19,544	754,707	1,019,771	-	1,019,771	-	1,019,771	(265,064)	-35.1%	135.1%	100.0%
UND	95-958	ADA Improvements - undesignated funds	116,184	2,712	118,896	72,245	-	72,245	-	72,245	46,651	39.2%	60.8%	100.0%
SW	95-730	ADA Improvements - Barrows Park	8,227	104	8,331	6,825	-	6,825	-	6,825	1,506	18.1%	81.9%	100.0%
NW	95-731	ADA Improvements - Bethany Lake Park	20,564	194	20,758	25,566	-	25,566	-	25,566	(4,808)	-23.2%	123.2%	100.0%
NE	95-732	ADA Improvements - Cedar Hills Recreation Center	8,226	130	8,356	8,255	-	8,255	-	8,255	101	1.2%	98.8%	100.0%
NE	95-733	ADA Improvements - Forest Hills Park	12,338	197	12,535	23,416	-	23,416	-	23,416	(10,881)	-86.8%	186.8%	100.0%

**Tualatin Hills Park and Recreation District**  
**Monthly Bond Capital Projects Report**  
**Estimated Cost vs. Budget**  
**Through 6/30/2019 \*\*PRELIMINARY\*\***

Quad- rant	Project Code	Description	Project Budget			Project Expenditures			Estimated Cost to Complete	Basis of Estimate (Completed Phase)	Project Cumulative Cost	Variance  Est. Cost (Over) Under Budget	Percent of Variance  Total Cost Variance to Budget	Cost Expended to Budget	Cost Expended to Total Cost
			Initial Project Budget	Adjustments	Current Total Project Budget FY 18/19	Expended Prior Years	Expended Year-to-Date	Total Expended to Date							
			(1)	(2)	(1+2)=(3)	(4)	(5)	(4+5)=(6)							
SE	95-734	ADA Improvements - Greenway Park	15,423	196	15,619	-	-	-	-	Cancelled	-	15,619	100.0%	0.0%	0.0%
SW	95-735	ADA Improvements - Jenkins Estate	16,450	262	16,712	11,550	-	11,550	-	Complete	11,550	5,162	30.9%	69.1%	100.0%
SW	95-736	ADA Improvements - Lawndale Park	30,846	40	30,886	16,626	-	16,626	-	Complete	16,626	14,260	46.2%	53.8%	100.0%
NE	95-737	ADA Improvements - Lost Park	15,423	245	15,668	15,000	-	15,000	-	Complete	15,000	668	4.3%	95.7%	100.0%
NW	95-738	ADA Improvements - Rock Crk Pwrlne Prk (Soccer Fld)	20,564	327	20,891	17,799	-	17,799	-	Complete	17,799	3,092	14.8%	85.2%	100.0%
NW	95-739	ADA Improvements - Skyview Park	5,140	82	5,222	7,075	-	7,075	-	Complete	7,075	(1,853)	-35.5%	135.5%	100.0%
NW	95-740	ADA Improvements - Waterhouse Powerline Park	8,226	183	8,409	8,402	-	8,402	-	Complete	8,402	7	0.1%	99.9%	100.0%
NE	95-741	ADA Improvements - West Sylvan Park	5,140	82	5,222	5,102	-	5,102	-	Complete	5,102	120	2.3%	97.7%	100.0%
SE	95-742	ADA Improvements - Wonderland Park	10,282	163	10,445	4,915	-	4,915	-	Complete	4,915	5,530	52.9%	47.1%	100.0%
		<b>Total ADA/Access Improvements</b>	<b>1,028,196</b>	<b>24,461</b>	<b>1,052,657</b>	<b>1,242,547</b>	<b>-</b>	<b>1,242,547</b>	<b>-</b>		<b>1,242,547</b>	<b>(189,890)</b>	<b>-18.0%</b>	<b>118.0%</b>	<b>100.0%</b>
		Authorized Use of Savings from Bond Issuance													
UND		Administration Category	-	189,890	189,890	-	-	-	-	N/A	-	189,890	100.0%	n/a	n/a
		<b>Total ADA/Access Improvements</b>	<b>1,028,196</b>	<b>214,351</b>	<b>1,242,547</b>	<b>1,242,547</b>	<b>-</b>	<b>1,242,547</b>	<b>-</b>		<b>1,242,547</b>	<b>-</b>	<b>100.0%</b>	<b>100.0%</b>	<b>100.0%</b>
		<b>Community Center Land Acquisition</b>													
UND	98-884-a	Community Center / Community Park (SW Quadrant) (Hulse/BSD/Engel)	5,000,000	105,974	5,105,974	1,654,847	-	1,654,847	-	Complete	1,654,847	3,451,127	67.6%	32.4%	100.0%
UND	98-884-b	Community Center / Community Park (SW Quadrant) (Wenzel/Wall)	-	-	-	2,351,777	-	2,351,777	-	Complete	2,351,777	(2,351,777)	-100.0%	n/a	100.0%
		<b>Sub-total Community Center Land Acquisition</b>	<b>5,000,000</b>	<b>105,974</b>	<b>5,105,974</b>	<b>4,006,624</b>	<b>-</b>	<b>4,006,624</b>	<b>-</b>		<b>4,006,624</b>	<b>1,099,350</b>	<b>21.5%</b>	<b>78.5%</b>	<b>100.0%</b>
		Outside Funding from Washington County													
UND		Transferred to New Community Park Development	-	(176,000)	(176,000)	-	-	-	-	N/A	-	(176,000)	n/a	n/a	n/a
		Outside Funding from Metro													
UND		Transferred to New Community Park Development	-	(208,251)	(208,251)	-	-	-	-	N/A	-	(208,251)	n/a	n/a	n/a
		Authorized Use of Savings for													
UND		New Neighborhood Parks Land Acquisition Category	-	(715,099)	(715,099)	-	-	-	-	N/A	-	(715,099)	n/a	n/a	n/a
		<b>Total Community Center Land Acquisition</b>	<b>5,000,000</b>	<b>(993,376)</b>	<b>4,006,624</b>	<b>4,006,624</b>	<b>-</b>	<b>4,006,624</b>	<b>-</b>		<b>4,006,624</b>	<b>-</b>	<b>0.0%</b>	<b>100.0%</b>	<b>100.0%</b>
		<b>Bond Administration Costs</b>													
ADM		Debt Issuance Costs	1,393,000	(539,654)	853,346	68,142	-	68,142	-	Complete	68,142	785,204	92.0%	8.0%	100.0%
ADM	08-500-99-	Bond Accountant Personnel Costs	-	241,090	241,090	288,678	-	288,678	-	Complete	288,678	(47,588)	-19.7%	119.7%	100.0%
ADM		Deputy Director of Planning Personnel Costs	-	57,454	57,454	57,454	-	57,454	-	Complete	57,454	-	-100.0%	n/a	100.0%
ADM	08-500-99-	Communications Support	-	50,000	50,000	12,675	-	12,675	37,325	Budget	50,000	-	0.0%	25.4%	25.4%
ADM	08-500-99-	Technology Needs	18,330	-	18,330	23,952	-	23,952	-	Complete	23,952	(5,622)	-30.7%	130.7%	100.0%
ADM	08-500-99-	Office Furniture	7,150	-	7,150	5,378	-	5,378	-	Complete	5,378	1,772	24.8%	75.2%	100.0%
ADM	08-500-99-	Admin/Consultant Costs	31,520	-	31,520	48,093	-	48,093	-	Complete	48,093	(16,573)	-52.6%	152.6%	100.0%
ADM		Additional Bond Proceeds	-	1,507,717	1,507,717	-	-	-	-	Budget	-	1,507,717	0.0%	0.0%	0.0%
		<b>Sub-total Bond Administration Costs</b>	<b>1,450,000</b>	<b>1,316,607</b>	<b>2,766,607</b>	<b>504,372</b>	<b>-</b>	<b>504,372</b>	<b>37,325</b>		<b>541,697</b>	<b>2,224,910</b>	<b>80.4%</b>	<b>18.2%</b>	<b>93.1%</b>
		Authorized Use of Savings for Deferred Park Maintenance													
UND		Replacements Category	-	(170,485)	(170,485)	-	-	-	-	N/A	-	(170,485)	n/a	n/a	n/a
		Authorized Use of Savings for New Neighborhood Parks													
UND		Development Category	-	(173,175)	(173,175)	-	-	-	-	N/A	-	(173,175)	n/a	n/a	n/a
		Authorized use of savings for SW Quad Community Park & Athletic													
UND		Fields	-	(781,105)	(781,105)	-	-	-	-	N/A	-	(781,105)	n/a	n/a	n/a
		Authorized Use of Savings for ADA/Access													
UND		Improvements Category	-	(189,890)	(189,890)	-	-	-	-	N/A	-	(189,890)	n/a	n/a	n/a
		<b>Total Bond Administration Costs</b>	<b>1,450,000</b>	<b>1,952</b>	<b>1,451,952</b>	<b>504,372</b>	<b>-</b>	<b>504,372</b>	<b>37,325</b>		<b>541,697</b>	<b>910,255</b>	<b>62.7%</b>	<b>34.7%</b>	<b>93.1%</b>
		<b>Grand Total</b>	<b>100,000,000</b>	<b>4,285,897</b>	<b>104,285,897</b>	<b>89,712,152</b>	<b>5,312,361</b>	<b>95,024,513</b>	<b>8,697,546</b>		<b>103,722,060</b>	<b>563,837</b>	<b>0.5%</b>	<b>91.1%</b>	<b>91.6%</b>

**THPRD Bond Capital Program**  
**Funds Reprogramming Analysis - Based on Category Transfer Eligibility**  
**As of 6/30/19**

		Category (Over)	Under Budget
Limited Reprogramming			
Land: New Neighborhood Park		-	
New Community Park		-	
New Linear Park		-	
New Community Center/Park		-	
		-	
		-	
Nat Res: Restoration		-	
Acquisition		-	
		-	
		-	
All Other			
New Neighborhood Park Dev		-	
Neighborhood Park Renov		(39,329)	
New Community Park Dev		(151,550)	
Community Park Renov		-	
New Linear Parks and Trails		690,235	
Athletic Field Development		(1,090,230)	
Deferred Park Maint Replace		-	
Facility Rehabilitation		244,456	
ADA		-	
Facility Expansion		-	
Bond Admin Costs		910,255	
		563,837	
		563,837	
<b>Grand Total</b>		<b>563,837</b>	



**MEMORANDUM**

Date: 7/23/2019  
 To: Board of Directors  
 From: Keith Hobson, Director of Business and Facilities  
 Re: **System Development Charge Report for June 2019 (Prelim)**

The Board of Directors approved a resolution implementing the System Development Charge program on November 17, 1998. Below please find the various categories for SDC's, i.e., Single Family, Multiple Family and Non-residential Development. Also listed are the collection amounts for both the City of Beaverton and Washington County, and the 1.6% handling fee for collections through June 2019. This report includes information for the program for fiscal year to date.

	Current Rate per Unit	With 1.6% Discount		Current Rate per Unit	With 1.6% Discount
<b>Single Family</b>			<b>Multi-Family</b>		
North Bethany	\$12,268.00	\$12,071.71	North Bethany	\$9,791.00	\$9,634.34
Bonny Slope West	\$12,789.00	\$12,584.38	Bonny Slope West	\$10,206.00	\$10,042.70
South Cooper			South Cooper		
Mountain	\$12,624.00	\$12,422.02	Mountain	\$10,072.00	\$9,910.85
Other	\$10,800.00	\$10,627.20	Other	\$8,619.00	\$8,481.10
<b>Accessory Dwelling</b>			<b>Non-residential</b>		
Other	\$6,152.00	\$6,053.57	Other	\$360.00	\$354.24

<b>City of Beaverton Collection of SDCs</b>	<b>Gross Receipts</b>	<b>Collection Fee</b>	<b>Net Revenue</b>
161 Single Family Units	\$1,962,176.00	\$31,394.82	\$1,930,781.18
0 Single Family Units at \$489.09	\$0.00	\$0.00	\$0.00
0 Multi-family Units	\$0.00	\$0.00	\$0.00
0 Less Multi-family Credits	\$0.00	\$0.00	\$0.00
11 Non-residential	\$177,164.29	\$2,834.63	\$174,329.66
<b>172</b>	<b>\$2,139,340.29</b>	<b>\$34,229.45</b>	<b>\$2,105,110.84</b>

<b>Washington County Collection of SDCs</b>	<b>Gross Receipts</b>	<b>Collection Fee</b>	<b>Net Revenue</b>
504 Single Family Units	\$6,108,314.64	\$97,733.02	\$6,010,581.62
0 Less Credits	\$0.00	\$0.00	\$0.00
22 Multi-family Units	\$190,178.66	\$3,042.86	\$187,135.80
0 Less Credits	\$0.00	\$0.00	\$0.00
1 Accessory Dwelling Units	\$6,152.00	\$98.43	\$6,053.57
8 Non-residential	\$194,566.27	\$3,113.06	\$191,453.21
<b>535</b>	<b>\$6,499,211.57</b>	<b>\$103,987.37</b>	<b>\$6,395,224.20</b>

<b>Recap by Agency</b>	<b>Percent</b>	<b>Gross Receipts</b>	<b>Collection Fee</b>	<b>Net Revenue</b>
172 City of Beaverton	24.77%	\$2,139,340.29	\$34,229.45	\$2,105,110.84
535 Washington County	75.23%	\$6,499,211.57	\$103,987.37	\$6,395,224.20
<b>707</b>	<b>100.00%</b>	<b>\$8,638,551.86</b>	<b>\$138,216.82</b>	<b>\$8,500,335.04</b>

System Development Charge Report, June 2019 (Prelim)

	<b>Recap by Dwelling</b>				
	<b>Single Family</b>	<b>Multi-Family</b>	<b>ADU</b>	<b>Non-Resident</b>	<b>Total</b>
City of Beaverton	161	0	0	11	172
Washington County	<u>504</u>	<u>22</u>	<u>1</u>	<u>8</u>	<u>535</u>
	<b><u>665</u></b>	<b><u>22</u></b>	<b><u>1</u></b>	<b><u>19</u></b>	<b><u>707</u></b>

**Total Receipts Fiscal Year to Date**

Gross Receipts	\$8,638,551.86
Collection Fees	<u>(\$138,216.82)</u>
	\$8,500,335.04
Interest	<u>\$454,036.09</u>
	<b><u>\$8,954,371.13</u></b>

**Total Payments Fiscal Year to Date**

Refunds	\$0.00
Administrative Costs	\$0.00
Project Costs -- Development	(\$5,246,074.20)
Project Costs -- Land Acquisition	<u>(\$24,703.58)</u>
	<b><u>(\$5,270,777.78)</u></b>
	<b><u>\$3,683,593.35</u></b>

Beginning Balance 7/1/18	\$16,761,508.34
<b>Current Balance</b>	<b><u>\$20,445,101.69</u></b>

<b>Recap by Month, FY 2018/19</b>	<b>Net Receipts</b>	<b>Expenditures</b>	<b>Interest</b>	<b>SDC Fund Total</b>
July	\$342,857.66	(\$872,928.08)	\$32,080.61	(\$497,989.81)
August	\$1,183,834.73	(\$126,118.56)	\$34,128.16	\$1,091,844.33
September	\$823,693.55	(\$79,873.68)	\$34,735.78	\$778,555.65
October	\$278,922.28	(\$363,809.14)	\$39,526.05	(\$45,360.81)
November	\$462,811.10	(\$2,425,151.23)	\$38,542.23	(\$1,923,797.90)
December	\$775,931.70	(\$577,921.51)	\$27,949.39	\$225,959.58
January	\$940,983.49	(\$163,539.45)	\$38,760.28	\$816,204.32
February	\$379,820.54	(\$27,941.94)	\$38,432.21	\$390,310.81
March	\$706,628.35	(\$94,570.44)	\$41,927.07	\$653,984.98
April	\$520,929.31	(\$218,963.56)	\$41,587.00	\$343,552.75
May	\$962,118.06	(\$64,023.23)	\$43,599.08	\$941,693.91
June	\$1,121,804.27	(\$255,936.96)	\$42,768.23	\$908,635.54
	<b><u>\$8,500,335.04</u></b>	<b><u>(\$5,270,777.78)</u></b>	<b><u>\$454,036.09</u></b>	<b><u>\$3,683,593.35</u></b>

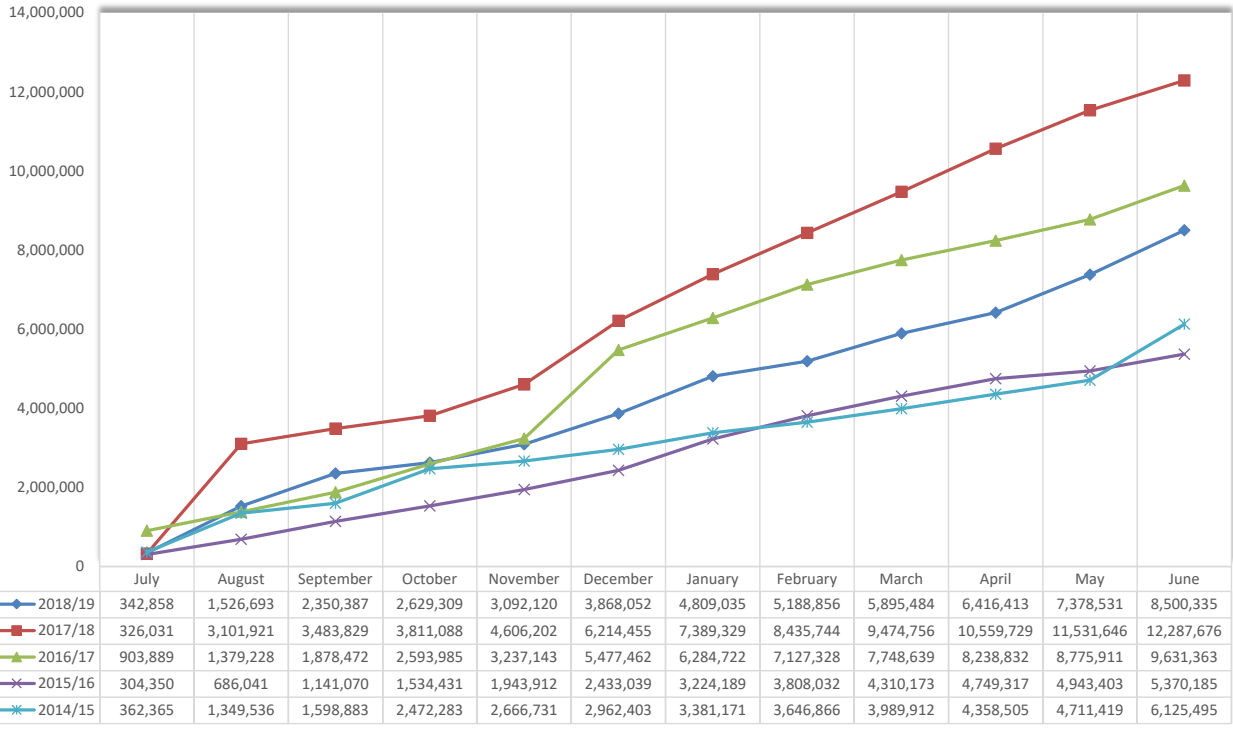
Beginning Balance 7/1/18	\$16,761,508.34
<b>Current Balance</b>	<b><u>\$20,445,101.69</u></b>

**Recap by Month, by Unit**

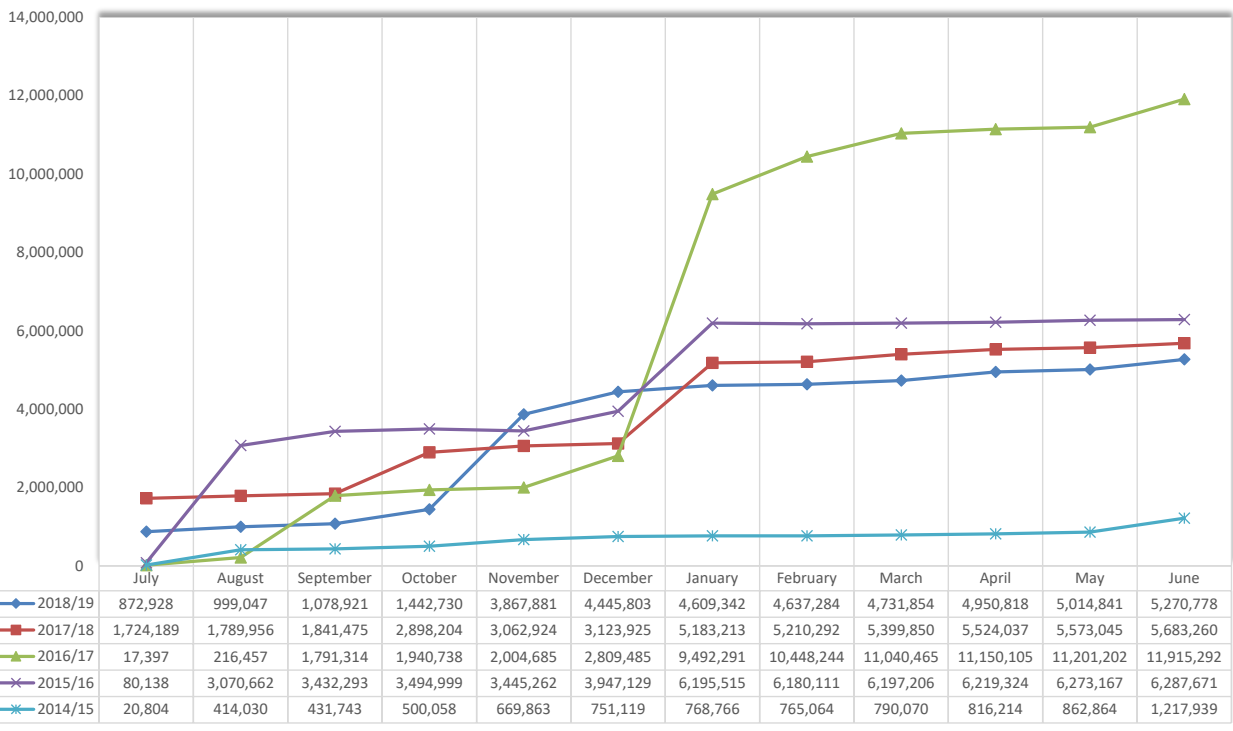
	<b>Single Family</b>	<b>Multi-Family</b>	<b>Non-Residential</b>	<b>ADU</b>	<b>Total Units</b>
July	28	4	0	0	32
August	94	0	3	1	98
September	69	0	0	0	69
October	24	0	0	0	24
November	38	0	3	0	41
December	63	0	2	0	65
January	67	0	7	0	74
February	32	0	0	0	32
March	52	0	2	0	54
April	43	0	0	0	43
May	65	18	2	0	85
June	<u>90</u>	<u>0</u>	<u>0</u>	<u>0</u>	<u>90</u>
	<b><u>665</u></b>	<b><u>22</u></b>	<b><u>19</u></b>	<b><u>1</u></b>	<b><u>707</u></b>




### SDC NET RECEIPTS



### SDC EXPENDITURES





21st Annual

# Big Truck Day

**August 3**  
**10 am - 2 pm**

Big Truck Day is an opportunity for everyone to touch, feel and climb into big rigs and trucks!

Conestoga Recreation & Aquatic Center  
9985 SW 125th Avenue, Beaverton  
Suggested donation: \$5 per youth  
[thprd.org/events/big-truck-day](http://thprd.org/events/big-truck-day)



**TUALATIN HILLS**  
PARK & RECREATION DISTRICT

@THPRD



[www.thprd.org](http://www.thprd.org)

Times July 2019

# ALL ABILITY TRI 4 YOUTH

**August 10, 2019**

9 am | Registration going on now!

		
<b>50</b>	<b>2</b>	<b>0.5</b>
Yard Swim	Mile Bike Ride	Mile Run

A fully accessible triathlon open to youth of all abilities!

To register: [FACTOregon.org](http://FACTOregon.org)

**FACTOregon**  
Empowering families experiencing disability.

**TUALATIN HILLS**  
PARK & RECREATION DISTRICT



COURTESY PHOTOS: HOLLY THOMPSON

The annual Party in the Park, sponsored by Tualatin Hills Park & Recreation District, includes fun for the whole family, ranging from swimming, above, to puppetry, below.

# It's party time!

**T**his year's Party in the Park is shaping up to be a big one, and it is set for Saturday, July 27.

Hosted at the Howard M. Terpening Recreation Complex, Party in the Park is the Tualatin Hills Park & Recreation District's largest annual community event. Plus, it's free.

District staff transform the sports complex into an all-day festival of free activities, including drop-in sports, swimming, crafts, games, climbing walls, inflatables and more. Most activities run from 11 a.m. to 4 p.m., rain or shine, at the center, 15707 S.W. Walker Road, Beaverton.

The big events include:

### Family Triathlon

Looking for a great way to get moving as a family? Want to start the morning right with a little fun and competition? Consider joining the family Triathlon at 9 a.m. followed by a grass volleyball tournament afterward.

### Cool Off and Enjoy the Splash Zone

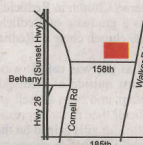
Visit Soccer Field 1 at the HMT complex and beat the heat with our pop-up Splash Zone. Lots of ways for the family to cool down, splash, and have fun. Drop by the Aquatic Center and learn more about the district's swim classes and talk to staff about water safety information.

### Meet Some of our Area's K-9 Officers

Beaverton Police will be out on Soccer Field 1 from 11:30 a.m. to 12:45 p.m. with a special demonstration with police dogs and their handlers. Meet the teams — human and canine — helping to keep the community safe.

### Lots of Drop-In Sports Options

The HMT complex will be bouncing with lots of opportunities for drop-in sports from field games, basketball, tennis, pickleball and more. There is much to keep everyone busy in the family.



From east on Sunset Hwy (26): Take Cornell/Bethany east 65. Turn left at top of ramp. Stay in left lane and turn south onto 158th Ave. From West on Sunset Hwy (26): Take the Bethany east (65) and turn right at top of the ramp. Take a left onto Cornell Road, then right onto 158th Ave.

**TUALATIN HILLS PARK & RECREATION DISTRICT**  
**HMT Recreation Complex**  
**15707 SW Walker Road**  
**Beaverton, OR 97006**

*Party in the Park*

**Saturday, July 27, 2019**  
**11 a.m. - 4 p.m.**

