



Administration Office
503/645-6433
Fax 503/629-6301

**Board of Directors Regular Meeting
January 13, 2015
6:30 p.m. Executive Session; 7:00 p.m. Regular Meeting
HMT Recreation Complex, Peg Ogilbee Dryland Meeting Room
15707 SW Walker Road, Beaverton**

AGENDA

1. Executive Session*
 - A. Legal
 - B. Land
2. Call Regular Meeting to Order
3. Action Resulting from Executive Session
4. Audience Time**
5. Board Time
6. Consent Agenda***
 - A. [Approve: Minutes of December 8, 2014 Regular Board Meeting](#)
 - B. [Approve: Monthly Bills](#)
 - C. [Approve: Monthly Financial Statement](#)
 - D. [Approve: Auditor Recommendation](#)
7. Unfinished Business
 - A. [Information: General Manager's Report](#)
8. New Business
 - A. [Approve: Resolution Appointing Budget Committee Members](#)
9. Adjourn

Executive Session:** Executive Sessions are permitted under the authority of ORS 192.660. Copies of the statute are available at the offices of Tualatin Hills Park & Recreation District. *Public Comment/Audience Time:** If you wish to be heard on an item not on the agenda, or a Consent Agenda item, you may be heard under Audience Time with a 3-minute time limit. If you wish to speak on an agenda item, also with a 3-minute time limit, please wait until it is before the Board. Note: Agenda items may not be considered in the order listed. *****Consent Agenda:** If you wish to speak on an agenda item on the Consent Agenda, you may be heard under Audience Time. Consent Agenda items will be approved without discussion unless there is a request to discuss a particular Consent Agenda item. The issue separately discussed will be voted on separately. In compliance with the Americans with Disabilities Act (ADA), this material, in an alternate format, or special accommodations for the meeting, will be made available by calling 503-645-6433 at least 48 hours prior to the meeting.



MEMO

DATE: December 30, 2014
TO: Board of Directors
FROM: Doug Menke, General Manager

RE: **Information Regarding the January 13, 2015 Board of Directors Meeting**

Agenda Item #6 – Consent Agenda

Attached please find consent agenda items #6A-D for your review and approval.

Action Requested: Approve Consent Agenda Items #6A-D as submitted:

- A. [Approve: Minutes of December 8, 2014 Regular Board Meeting](#)
- B. [Approve: Monthly Bills](#)
- C. [Approve: Monthly Financial Statement](#)
- D. [Approve: Auditor Recommendation](#)

Agenda Item #7 – Unfinished Business

A. [General Manager's Report](#)

Attached please find the General Manager's Report for the January regular board meeting.

Agenda Item #8 – New Business

A. [Resolution Appointing Budget Committee Members](#)

Attached please find a memo from myself requesting board discussion of the three applications received to serve on the district's budget committee and appointment of two of those applicants to the committee for a term of three years.

Action Requested: Board of directors approval of Resolution 2015-01 appointing (insert name) and (insert name) to the budget committee for a term of three years.

Other Packet Enclosures

- [Management Report to the Board](#)
- [Monthly Capital Report](#)
- [Monthly Bond Capital Report](#)
- [System Development Charge Report](#)
- [Newspaper Articles](#)



Tualatin Hills Park & Recreation District Minutes of a Regular Meeting of the Board of Directors

A regular meeting of the Tualatin Hills Park & Recreation District Board of Directors was held on Monday, December 8, 2014, at the HMT Recreation Complex, Dryland Training Center, 15707 SW Walker Road, Beaverton. Executive Session 6 pm; Regular Meeting 7 pm

Present:

John Griffiths	President/Director
Bob Scott	Secretary/Director
Jerry Jones Jr.	Secretary Pro-Tempore/Director
Joseph Blowers	Director
Larry Pelatt	Director
Doug Menke	General Manager

Agenda Item #1 – Executive Session (A) Personnel (B) Legal (C) Land

President Griffiths called executive session to order for the following purposes:

- To consider the employment of a public officer, employee, staff member or individual agent,
- To consider information or records that are exempt by law from public inspection, and
- To conduct deliberations with persons designated by the governing body to negotiate real property transactions.

Executive session is held pursuant to ORS 192.660(2)(a)(e)&(f), which allows the board to meet in executive session to discuss the aforementioned issues.

President Griffiths noted that representatives of the news media and designated staff may attend the executive session. All other members of the audience were asked to leave the room.

Representatives of the news media were specifically directed not to disclose information discussed during executive session. No final action or final decision may be made in executive session. At the end of executive session, the board will return to open session and welcome the audience back into the room.

Agenda Item #2 – Call Regular Meeting to Order

President Griffiths called the regular meeting to order at 7:20 pm.

Agenda Item #3 – Action Resulting from Executive Session

There was no action resulting from executive session.

Agenda Item #4 – Presentations

A. Oregon Recreation & Park Association's Distinguished Service Award: Jerry Burgess
General Manager Doug Menke introduced Stephanie Redman, Executive Director of Oregon Recreation & Park Association (ORPA), to present Jerry Burgess, capital projects manager, with the ORPA Distinguished Service Award.

Stephanie provided an overview of the criteria for ORPA's Distinguished Service Award, noting that the award recognizes an individual or agency that has shown outstanding dedication to the parks and recreation profession through a special project or effort, and played a brief video highlighting Jerry's involvement with ORPA's Maintenance & Construction Section.

President Griffiths congratulated Jerry on behalf of the board of directors, noting that he recently read the article in the Beaverton Valley Times about Jerry's contributions to the community.

✓ Jerry thanked ORPA and THPRD for the recognition.

B. Audit Report on Park District Financial Statements for Fiscal Year 2013/14

Keith Hobson, director of Business & Facilities, introduced Kathy Leader, audit committee member, and Cathy Brucker, Finance manager, to make a presentation on the Audit Report on the district's Comprehensive Annual Financial Report for the fiscal year ended June 30, 2014.

Kathy noted that the district Audit Committee met on November 25, 2014, to review and approve the Draft Comprehensive Annual Financial Report as presented by district staff and Talbot, Korvola and Warwick (TKW) LLP, the district's auditors. The audit resulted in a clean opinion on the financial statements, which is the highest level of assurance that the auditor can provide. In addition, Kathy announced that the district has once again been awarded the Certificate of Achievement for Excellence in Financial Reporting from the Government Finance Officers Association. This is the ninth consecutive year the district has been honored with this award.

Larry Pelatt congratulated staff on receiving the award, noting that it gives the board great assurances as to the district's financial status.

President Griffiths acknowledged the efforts of Keith and Cathy in particular, noting that the district did not receive such prestigious awards before their employment here.

Bob Scott thanked the audit committee members for their participation in and contributions to this process.

Bob Scott moved the board of directors accept the Audit Report on the Park District's Comprehensive Annual Financial Report for the fiscal year ended June 30, 2014. Larry Pelatt seconded the motion. Roll call proceeded as follows:

Jerry Jones, Jr.	Yes
Joe Blowers	Yes
Larry Pelatt	Yes
Bob Scott	Yes
John Griffiths	Yes

The motion was UNANIMOUSLY APPROVED.

Agenda Item #5 – Audience Time

There was no testimony during audience time.

Agenda Item #6 – Board Time

Bob Scott thanked the district for the recent repaving work done along the Rock Creek Trail, noting that this particular trail is heavily used by the public.

Larry Pelatt recounted a recent visit to Lowami Hart Woods Natural Area, noting that he continues to be impressed by how well the project turned out, but is surprised that the park does not seem as popular with district residents as he believes it deserves to be.

Jerry Jones Jr. recalled the recent emergency response incident where Conestoga Recreation & Aquatic Center had to go on lockdown, noting that the professionalism and calm nature of district staff during the incident was reassuring.

Agenda Item #7 – Consent Agenda

Larry Pelatt moved that the board of directors approve consent agenda items (A) Minutes of November 8, 2014 Regular Board Meeting, (B) Monthly Bills, (C) Monthly Financial Statement, and (D) Resolution Approving System Development Charge Annual Cost Adjustment. Joe Blowers seconded the motion. Roll call proceeded as follows:

Jerry Jones Jr.	Yes
Bob Scott	Yes
Joe Blowers	Yes
Larry Pelatt	Yes
John Griffiths	Yes

The motion was UNANIMOUSLY APPROVED.

Agenda Item #8 – Unfinished Business

A. Natural Resources Functional Plan

Bruce Barbarasch, superintendent of Natural Resources & Trails Management, provided an overview of the memo included within the board of directors' information packet regarding the Natural Resources Functional Plan (NRFP) being presented to the board for consideration of adoption this evening. This functional plan was recommended for development within the 2013 Comprehensive Plan Update and provides a vision and set of tools to help staff prioritize and measure the success of natural resource management in the district. An initial outline for the NRFP was presented to the board at their September 22, 2014 regular meeting.

Bruce provided an overview of the NRFP via a PowerPoint presentation, a copy of which was entered into the record, and which included an overview of the public outreach process used in the development of the plan, as well as a brief overview of the contents of each chapter. Bruce offered to answer any questions the board may have.

Bob Scott asked Bruce what he believes is the biggest challenge presented in the NRFP.

- ✓ Bruce replied continuing to focus the district's limited funding on the highest priority natural areas. He explained that because the district serves the public broadly, everyone wants a certain level of service, but one of the goals within the NRFP is to protect the best habitats first, which inevitably means that there will be some sites that will not receive as much attention. One of the ways to balance this is by offering ways for the public to get involved, such as through the Adopt a Park program. Another challenge is increasing the outreach to populations within the district not currently aware of or involved in the district's natural resources areas or programs.

Larry Pelatt inquired how the Adopt a Park program is doing.

- ✓ Bruce replied that the accomplishments of the program varies greatly based on the site and group involved, and provided a few specific examples, such as the success of the program at AM Kennedy Park.

Joe Blowers commented that he is impressed with how the NRFP brings in humans in terms of both community engagement and problem solving, which was not a component of the previous Natural Resources Management Plan.

President Griffiths asked how many properties not already owned by the district would be considered high-priority natural areas.

- ✓ Bruce replied approximately 30 acres in the northern part of district, as well as some of the land that connects existing district natural areas to Forest Park or the Rock Creek corridor, and properties in the Cooper Mountain area that would provide connectivity for wildlife and potential trail access. A lot of the land within the center of the district is already developed.

Joe suggested that natural area land west of the Tualatin Hills Nature Park along Beaverton Creek would be a high-priority area as well. He asked how the district should balance the conundrum of the highest priority properties being unavailable for sale or too expensive, versus purchasing less desirable, but more accessible sites.

- ✓ Bruce replied that the NRFP provides criteria for purchasing natural areas, which includes what the district's residents' desire, what they can access, and what can be experienced in the natural area, in addition to criteria regarding the natural resource function and value provided by that particular parcel. He commented that the district could spend all of its funds on one piece of highly-desirable property, but the NRFP also asks the district to consider other ways of allowing natural resource functions and possible access without actually purchasing the property. He provided an example of the backyard habitat program currently operating in Portland which would provide watershed benefits, wildlife habitat, and lessen invasive species without the district actually owning the property.

President Griffiths asked what role conservation easements could play.

- ✓ Bruce replied that although he believes that there could be roles for such easements, the district would need to be cautious in appearing that it is maintaining others' properties versus doing something vital for the district.

Bob Scott moved that the board of directors approve the Natural Resources Functional Plan. Jerry Jones Jr. seconded the motion. Roll call proceeded as follows:

Joe Blowers	Yes
Larry Pelatt	Yes
Jerry Jones Jr.	Yes
Bob Scott	Yes
John Griffiths	Yes

The motion was UNANIMOUSLY APPROVED.

B. General Manager's Report

General Manager Doug Menke provided an overview of his General Manager's Report included within the board of directors' information packet, including the following:

- Special Olympics of Oregon State Swim Meet
 - Sharon Hoffmeister, superintendent of Aquatics, provided a brief overview of the Special Olympics of Oregon State Swim Meet that was held at the Aquatic Center on Sunday, November 16, 2014.
- THPRD Insurance Rates
 - Keith Hobson, director of Business & Facilities, announced that because of the district's outstanding five-year loss, Special Districts Insurance Services (SDIS) will be contributing a longevity credit of \$26,738 back to the district. In addition, a 10% credit (estimated value of \$26,000) will be applied to the district's insurance premiums for completing all of the best practices requirements of SDIS.
- Veterans Day Event
- Board of Directors Meeting Schedule

Doug offered to answer any questions the board may have.

President Griffiths inquired how THPRD's insurance rates compare to that of other districts.

- ✓ Mark Hokkanen, Risk & Contract manager, replied that the district's rates are significantly below average, which is especially impressive since we are the second largest customer for SDIS, behind Tualatin Valley Fire & Rescue.

Agenda Item #9 – New Business

A. Fee Waiver Program for District Residents

General Manager Doug Menke introduced Bob Wayt, director of Communications & Outreach, and Juan Mercado, community outreach coordinator, to provide an overview of the memo included within the board of directors' information packet regarding the current discussions relating to the district's fee waiver program for residents (i.e. the Family Assistance Program). With the adoption of the district's Comprehensive Plan Update in late 2013, the recommendation was made that the district evaluate certain policies and practices in order to either control costs or increase cost recovery.

Bob and Juan provided an overview of the Family Assistance Program review currently underway via a PowerPoint presentation, a copy of which was entered into the record, and which included an overview of the specific recommendations made within the Service and Financial Sustainability Analysis, the public outreach process that has taken place thus far, and a suggestion that the program be renamed. Bob and Juan offered to answer any questions the board may have.

General Manager Doug Menke noted that tonight's review of the policy is a chance for the board to offer their comments and input, after which additional public outreach will be conducted and final approval of the recommended policy changes will be requested at a future board meeting.

Larry Pelatt inquired what the response has been from the competitive sports groups that would be affected by the discontinuation of assistance funding to third-party providers in Tiers 4 and 5.

- ✓ Scott Brucker, superintendent of Sports, replied that the two programs that would be affected are the Tualatin Hills United Soccer Club and Westside Timbers. Both organizations are aware that this change is being considered and do not utilize the Family Assistance Program much anyway.

Larry asked if any baseball groups would be impacted.

- ✓ Scott replied Tualatin Hills Babe Ruth would have been impacted, but have recently restructured into a program similar to junior baseball that fits within Tiers 2 and 3.

Larry asked whether any lacrosse or football groups would be impacted.

- ✓ Juan replied that lacrosse and football should not see a large impact.

Bob Scott inquired whether any nonprofit organizations would be affected by the proposal.

- ✓ Bob replied that the impacted organizations are largely private businesses.

Larry asked for clarification regarding why the district is providing assistance funds to private businesses.

- ✓ Doug replied that the district provides assistance to the district resident, who then chooses to use the assistance for a district program provided by a third-party provider, who is a private business. Therefore, the district ends up mailing a check to the private business for providing that service to the district resident. However, these occasions are not all that common.

President Griffiths expressed a preference to rename the program the Financial Assistance Program, noting that it would retain the same abbreviation as the Family Assistance Program.

Agenda Item #10 – Adjourn

There being no further business, the meeting was adjourned at 8:15 pm.

John Griffiths, President

Bob Scott, Secretary

Recording Secretary,
Jessica Collins

Check Number	Check Date	Vendor Name	Check Amount
284744	11/14/2014	Washington County - Property Tax Payment Center Accounts Receivable - Property Taxes	24,638.52 \$ 24,638.52
284742	11/14/2014	US Bank Bank Charges & Fees	1,000.00 \$ 1,000.00
284677	11/14/2014	ACS Testing, Inc.	2,023.35
284678	11/14/2014	AKS Engineering & Forestry, LLC	9,533.88
284694	11/14/2014	Paul Brothers, Inc.	218,900.89
284829	11/25/2014	AKS Engineering & Forestry, LLC Capital Outlay - Bond - Facility Expansion & Improvements	8,362.93 \$ 238,821.05
284617	11/05/2014	Sere Ltd.	24,700.00
284691	11/14/2014	Native Ecosystems NW, LLC Capital Outlay - Bond - Natural Resources Projects	5,430.00 \$ 30,130.00
284831	11/25/2014	David Evans & Associates, Inc.	28,368.97
284835	11/25/2014	MacKay & Sposito, Inc.	1,482.11
284690	11/14/2014	MacKay & Sposito, Inc. Capital Outlay - Bond - New/Redeveloped Community Parks	2,539.42 \$ 32,390.50
284609	11/05/2014	Brown Contracting, Inc.	1,226.81
284618	11/05/2014	T Edge Construction, Inc.	50,493.25
284684	11/14/2014	Colf Construction, LLC	25,771.62
284833	11/25/2014	GreenWorks, PC	1,695.00
284838	11/25/2014	Paul Brothers, Inc.	20,293.86
284613	11/05/2014	Milroy Golf Systems, Inc. Capital Outlay - Bond - New/Redeveloped Neighborhood Parks	267,456.94 \$ 366,937.48
284611	11/05/2014	Colf Construction, LLC	55,560.00
284609	11/05/2014	Brown Contracting, Inc. Capital Outlay - Bond - Retainage Payable	67,386.80 \$ 122,946.80
284611	11/05/2014	Colf Construction, LLC Capital Outlay - Bond - Trails/Linear Parks	13,815.64 \$ 13,815.64
284686	11/14/2014	DataComm, LLC	2,124.95
284679	11/14/2014	Andy Medcalf Construction Company	5,247.90
284682	11/14/2014	Cedar Mill Construction Company Capital Outlay - Building Improvements	74,854.51 \$ 82,227.36
284696	11/14/2014	TT&L Sheet Metal, Inc.	2,055.00
284692	11/14/2014	OP SIS Architecture, LLP	1,704.03
284695	11/14/2014	RMS Pump, Inc.	2,400.00
284606	11/05/2014	Andersen Heating, Inc.	1,934.00
284607	11/05/2014	Apollo Drain & Rooter Service, Inc.	3,873.00
284616	11/05/2014	RMS Pump, Inc. Capital Outlay - Building Replacements	7,453.43 \$ 19,419.46
284685	11/14/2014	Cook Security Group	4,844.59
9021	11/18/2014	Coastwide Laboratories Capital Outlay - Information Technology Improvement	2,648.91 \$ 7,493.50
284621	11/05/2014	Northwest Techrep, Inc. Capital Outlay - Information Technology Replacement	13,562.08 \$ 13,562.08
9217	11/18/2014	Oberon3, Inc. Capital Outlay - Park & Trail Improvements	1,360.00 \$ 1,360.00
284676	11/14/2014	3J Consulting, Inc.	16,151.50
284828	11/25/2014	AKS Engineering & Forestry, LLC	7,321.00
284839	11/25/2014	Rexius Forest By-Products, Inc.	4,773.25

<u>Check Number</u>	<u>Check Date</u>	<u>Vendor Name</u>	<u>Check Amount</u>
284693	11/14/2014	Parr Lumber Co.	1,868.63
		Capital Outlay - Park & Trail Replacements	\$ 30,114.38
284836	11/25/2014	Native Ecosystems NW, LLC	7,867.00
284687	11/14/2014	Green Thumb Landscape & Maintenance, Inc.	73,973.60
284697	11/14/2014	Western Wood Structures, Inc.	80,073.95
284827	11/25/2014	3J Consulting, Inc.	4,927.18
284612	11/05/2014	Dan Riehl Excavating, Inc.	1,800.00
		Capital Outlay - SDC - Park Development/Improvement	\$ 168,641.73
0	11/05/2014	Marilou Caganap	1,020.03
284659	11/07/2014	Joe Blowers	1,264.26
9281	11/18/2014	ASLA Oregon	1,020.00
9641	11/18/2014	GG Kenton Action Plan	1,500.00
9886	11/18/2014	American Trails	2,500.00
		Conferences	\$ 7,304.29
9619	11/18/2014	DAS State Procurement Office	2,000.00
		Dues & Memberships	\$ 2,000.00
284604	11/05/2014	PGE	35,480.31
284772	11/21/2014	PGE	5,132.34
		Electricity	\$ 40,612.65
284703	11/14/2014	Standard Insurance Company	204,803.33
284857	11/26/2014	Kaiser Foundation Health Plan	233,638.09
284858	11/26/2014	Moda Health Plan, Inc.	29,539.88
284863	11/26/2014	Standard Insurance Co.	13,061.58
284869	11/26/2014	UNUM Life Insurance-LTC	1,063.30
		Employee Benefits	\$ 482,106.18
284704	11/14/2014	Standard Insurance Company	33,945.43
284706	11/14/2014	Standard Insurance Company	2,093.32
284708	11/14/2014	Voya Retirement Insurance & Annuity Co.	6,958.32
284701	11/14/2014	PacificSource Administrators, Inc.	1,682.40
284701	11/14/2014	PacificSource Administrators, Inc.	6,250.91
284860	11/26/2014	PacificSource Administrators, Inc.	8,944.31
284864	11/26/2014	Standard Insurance Company	31,144.64
284866	11/26/2014	Standard Insurance Company	2,093.32
284868	11/26/2014	THPRD - Employee Assn.	14,750.82
284871	11/26/2014	Voya Retirement Insurance & Annuity Co.	6,958.32
		Employee Deductions	\$ 114,821.79
8988	11/04/2014	NW Natural	1,471.72
284602	11/05/2014	NW Natural	9,273.41
284709	11/14/2014	NW Natural	3,530.71
284771	11/21/2014	NW Natural	2,876.75
		Heat	\$ 17,152.59
284714	11/14/2014	Beaverton Volleyball Officials Association	3,502.00
284786	11/21/2014	National Softball Assoc of Oregon Umpire Assoc	2,820.50
284808	11/21/2014	Beaverton Volleyball Officials Association	3,828.00
		Instructional Services	\$ 10,150.50
284627	11/05/2014	RMS Pump, Inc.	1,130.00
284715	11/14/2014	Cook Security Group	1,238.32
284734	11/14/2014	Oregon Electric Group	1,165.00
9012	11/18/2014	Guaranteed Pest Control Service Co, Inc.	1,626.00
9106	11/18/2014	SimplexGrinnell LP	1,962.30
9311	11/18/2014	Service Master Restoration	2,723.80
284822	11/21/2014	Lovett, Inc.	4,959.11
		Maintenance Services	\$ 14,804.53

Check Number	Check Date	Vendor Name	Check Amount
284733	11/14/2014	ORCA Pacific, Inc.	1,704.34
9005	11/18/2014	Ewing Irrigation Products, Inc.	1,466.55
9020	11/18/2014	Coastwide Laboratories	3,299.21
9021	11/18/2014	Coastwide Laboratories	1,146.43
9075	11/18/2014	Target Specialty Products	16,666.97
9077	11/18/2014	Valley Athletics	3,040.00
9096	11/18/2014	Pioneer Manufacturing Co.	2,844.50
9105	11/18/2014	Rodda Paint Co.	1,109.82
9109	11/18/2014	Coastwide Laboratories	7,047.83
9418	11/18/2014	Airgas Nor Pac, Inc.	2,711.99
9423	11/18/2014	Rexius Forest By-Products, Inc.	1,143.75
9429	11/18/2014	Wilbur-Ellis Company	2,169.95
9460	11/18/2014	Target Specialty Products	2,463.12
9462	11/18/2014	Coastwide Laboratories	3,859.21
9515	11/18/2014	Ross Recreation Equipment Company, Inc.	2,400.00
9569	11/18/2014	Ewing Irrigation Products, Inc.	4,399.74
9785	11/18/2014	Airgas Nor Pac, Inc.	3,080.77
284802	11/21/2014	TT&L Sheet Metal, Inc	1,535.00
284816	11/21/2014	Fazio Brothers Sand & Gravel	2,465.15
		Maintenance Supplies	\$ 64,554.33
284614	11/05/2014	Native Ecosystems NW, LLC	3,489.00
		Mitigation Maintenance Fund - Maintenance Supplies	\$ 3,489.00
9902	11/18/2014	OfficeMax Incorporated	3,828.76
9904	11/18/2014	Ricoh Americas Corporation	4,400.93
		Office Supplies	\$ 8,229.69
284743	11/14/2014	US Postmaster	19,797.52
9900	11/18/2014	Pitney Bowes	1,167.00
		Postage	\$ 20,964.52
9121	11/18/2014	GISI Marketing Group	2,088.00
		Printing & Publication	\$ 2,088.00
284729	11/14/2014	Mersereau & Shannon, LLP	5,750.00
284744	11/14/2014	Washington County - Property Tax Payment Center	5,192.40
0	11/21/2014	Beery, Elsnor & Hammond, LLP	5,982.95
284798	11/21/2014	Smith Dawson & Andrews	3,000.00
284818	11/21/2014	Gaucha Translations	1,015.56
284821	11/21/2014	Linda G. Laviolette	3,543.75
284621	11/05/2014	Northwest Techrep, Inc.	17,748.52
		Professional Services	\$ 42,233.18
284635	11/05/2014	Capital One Commercial	2,800.50
284713	11/14/2014	Beaverton School District #48	1,462.10
9000	11/18/2014	Kore Group	3,470.50
9078	11/18/2014	Tursi's Soccer Store	1,052.00
9090	11/18/2014	U.G. Cash & Carry	1,988.19
9091	11/18/2014	Metro	1,041.60
9198	11/18/2014	Righteous Clothing, LLC	2,203.81
9903	11/18/2014	Screen Magic	1,442.69
284791	11/21/2014	Oregon Department of Administrative Service OPS	1,197.73
		Program Supplies	\$ 16,659.12
8992	11/04/2014	Waste Management of Oregon	6,833.12
		Refuse Services	\$ 6,833.12
9036	11/18/2014	Hertz Equipment Rental, Inc.	1,020.00
9904	11/18/2014	Ricoh Americas Corporation	5,741.72
		Rental Equipment	\$ 6,761.72

<u>Check Number</u>	<u>Check Date</u>	<u>Vendor Name</u>	<u>Check Amount</u>
284744	11/14/2014	Washington County - Property Tax Payment Center Rental Income - Property Taxes	11,956.22 \$ 11,956.22
284679	11/14/2014	Andy Medcalf Construction Company Retainage Payable	4,241.10 \$ 4,241.10
284631	11/05/2014	Technology Integration Group (TIG)	1,431.82
284639	11/05/2014	Dell Marketing L.P.	14,104.30
9080	11/18/2014	Northwest Tree Specialists	1,200.00
9248	11/18/2014	General Tree Service	1,845.00
9419	11/18/2014	Sound Security, Inc.	12,068.00
284812	11/21/2014	Edwards Enterprises	2,173.90
284819	11/21/2014	GreenPlay, LLC	12,099.90
284832	11/25/2014	Dell Marketing L.P. Technical Services	2,250.88 \$ 47,173.80
284736	11/14/2014	Portland Community College	5,800.00
284787	11/21/2014	New Horizons Computer Learning Center Technical Training	2,636.00 \$ 8,436.00
284801	11/21/2014	THP Foundation THPF Reimbursed Concessions/Sales	2,060.85 \$ 2,060.85
9840	11/18/2014	Forklift Services of Oregon Vehicle & Equipment Services	1,593.20 \$ 1,593.20
284620	11/05/2014	Marc Nelson Oil Products, Inc.	3,595.82
284785	11/21/2014	Marc Nelson Oil Products, Inc. Vehicle Gas & Oil	2,830.45 \$ 6,426.27
8990	11/04/2014	Tualatin Valley Water District	4,320.87
284605	11/05/2014	Tualatin Valley Water District	11,283.44
8985	11/07/2014	City of Beaverton	6,346.88
8991	11/10/2014	Tualatin Valley Water District	6,120.40
284775	11/21/2014	Tualatin Valley Water District Water & Sewer	1,412.74 \$ 29,484.33
Report Total:			<u><u>\$ 2,125,635.48</u></u>

Tualatin Hills Park & Recreation District

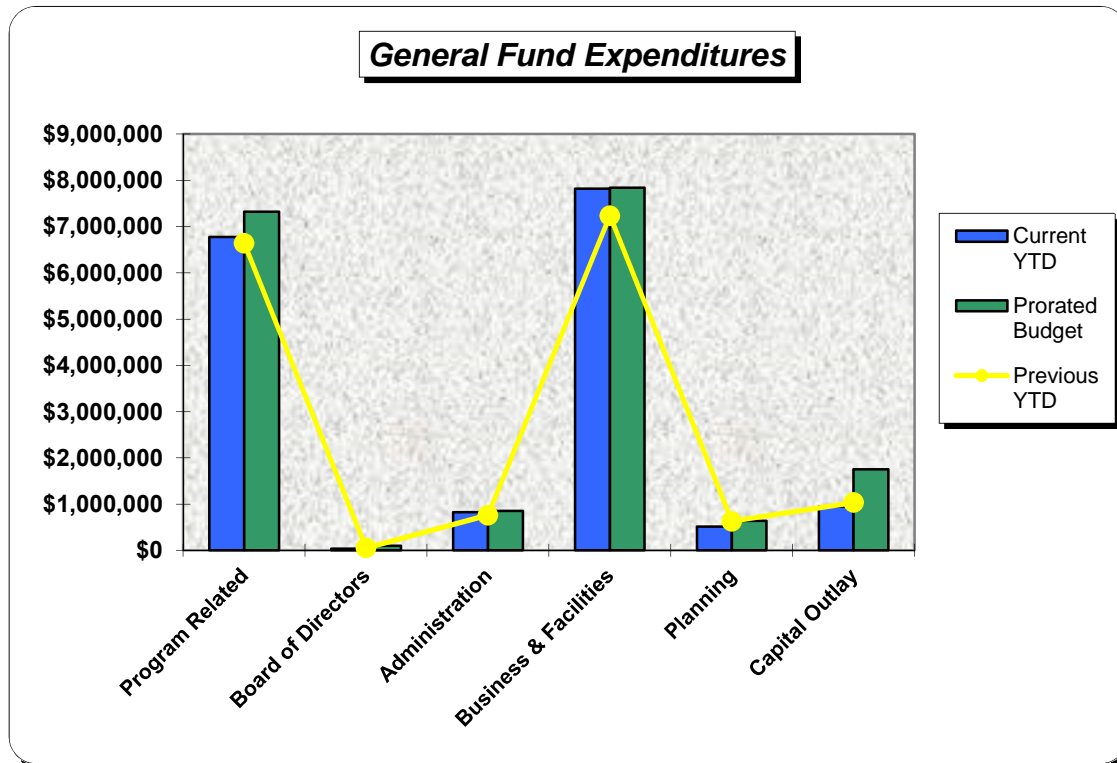
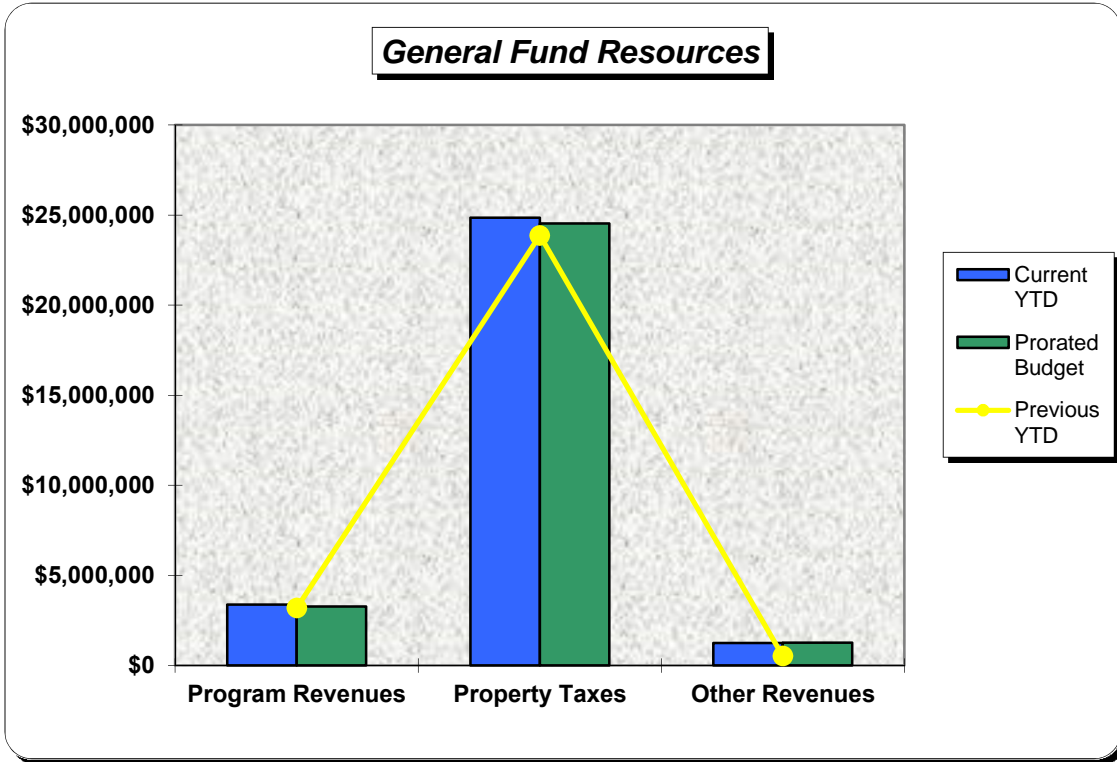
General Fund Financial Summary
November, 2014

	<i>Current Month</i>	<i>Year to Date</i>	<i>Prorated Budget</i>	<i>% YTD to Prorated Budget</i>	<i>Full Fiscal Year Budget</i>
Program Resources:					
Aquatic Centers	\$ 101,189	\$ 948,198	\$ 852,945	111.2%	\$ 2,755,784
Tennis Center	26,824	289,225	310,441	93.2%	1,034,170
Recreation Centers & Programs	137,342	1,589,463	1,646,815	96.5%	4,988,370
Sports Programs & Field Rentals	108,857	458,864	378,632	121.2%	1,219,146
Natural Resources	14,541	99,197	82,329	120.5%	318,668
Total Program Resources	388,753	3,384,947	3,271,162	103.5%	10,316,138
Other Resources:					
Property Taxes	21,495,816	24,857,716	24,530,642	101.3%	26,535,005
Interest Income	4,762	17,439	15,898	109.7%	135,000
Facility Rentals/Sponsorships	24,145	237,550	139,863	169.8%	462,000
Grants	100,067	767,158	767,158	100.0%	701,957
Miscellaneous Income	40,695	236,522	337,693	70.0%	960,783
Total Other Resources	21,665,485	26,116,385	25,791,254	101.3%	28,794,745
Total Resources	\$22,054,238	\$29,501,332	\$29,062,416	101.5%	\$39,110,883
Program Related Expenditures:					
Parks & Recreation Administration	41,027	231,514	313,019	74.0%	759,647
Aquatic Centers	294,525	1,698,534	1,850,569	91.8%	4,099,609
Tennis Center	85,568	445,494	414,649	107.4%	1,043,082
Recreation Centers	335,745	2,217,294	2,359,286	94.0%	4,925,270
Programs & Special Activities	103,785	773,528	868,137	89.1%	1,698,668
Athletic Center & Sports Programs	126,014	682,330	697,415	97.8%	1,789,516
Natural Resources & Trails	122,845	725,285	820,368	88.4%	1,794,939
Total Program Related Expenditures	1,109,509	6,773,979	7,323,443	92.5%	16,110,731
General Government Expenditures:					
Board of Directors	6,768	36,395	102,871	35.4%	261,119
Administration	154,150	825,570	851,294	97.0%	2,161,629
Business & Facilities	1,629,160	7,818,446	7,839,244	99.7%	17,571,260
Planning	104,389	514,186	638,025	80.6%	1,523,286
Capital Outlay	157,839	952,228	1,750,409	54.4%	4,660,718
Contingency	-	-	-	0.0%	2,100,000
Total Other Expenditures:	2,052,306	10,146,825	11,181,844	90.7%	28,278,012
Total Expenditures	\$ 3,161,815	\$16,920,804	\$18,505,286	91.4%	\$44,388,743
Revenues over (under) Expenditures	\$18,892,423	\$12,580,528	\$10,557,130	119.2%	\$ (5,277,860)
Beginning Cash on Hand		\$ 6,445,779	5,277,860	122.1%	5,277,860
Ending Cash on Hand		\$19,026,307	\$15,834,990	120.2%	\$ -

Tualatin Hills Park and Recreation District

General Fund Financial Summary

November, 2014





MEMO

DATE: December 23, 2014
TO: Doug Menke, General Manager
FROM: Keith Hobson, Director of Business & Facilities

RE: **Auditor Recommendation**

Introduction

The district Audit Committee and staff are recommending retaining Talbot, Korvola & Warwick, LLP (TKW) in the role as the District Auditor for an additional three years, subject to annual review, commencing with the fiscal year ending June 30, 2015.

Background

TKW was originally engaged in June, 2009 and has completed six years of audit services for the district. During the meeting of the Audit Committee on November 25, 2014, staff requested guidance as to the necessity to solicit for audit services, or re-appoint TKW for a specified period. Based on the quality of services received, the Audit Committee recommended extending the appointment for a period of three years, subject to annual review by the Audit Committee.

Proposal Request

Based on the Audit Committee's recommendation, staff is requesting that the board of directors approve appointment of TKW for an additional three years commencing with the audit for the fiscal year ending June 30, 2015. The appointment will to be subject to annual review by the Audit Committee, as it has been since TKW was initially appointed.

Benefits of Proposal

Continuation of the TKW appointment will provide the district with quality audit services and consistency, along with ongoing professional assistance throughout the fiscal year. TKW has gained a full understanding of district activities, and has been helpful in the implementation of new accounting standards and strong internal controls, ensuring adequate safeguarding of district assets. These attributes are especially important as the district completes the 2008 bond capital program.

Potential Downside of Proposal

Financial best practices recommend that an agency should consider solicitation of audit services approximately every five years. Continuation of the appointment would result in a total appointment of up to nine years. This was fully considered by the Audit Committee, but did not affect their ultimate recommendation.

Action Requested

Board of Directors' appointment of Talbot, Korvola and Warwick, LLP, to provide audit services to the Tualatin Hills Park & Recreation District and its component unit, Tualatin Hills Park Foundation, for a period of three years, subject to annual review, commencing with the fiscal year ending June 30, 2015.



MEMO

DATE: December 29, 2014
TO: The Board of Directors
FROM: Doug Menke, General Manager

RE: General Manager's Report for January 13, 2015

Diversity & Inclusion Vision Statement

On December 5, a group of external community stakeholders, two THPRD board members and district staff, worked to develop ideas that will shape THPRD's vision statement related to diversity and inclusion initiatives. The group plans to reconvene to evaluate draft statements and arrive at a consensus in January. A formal board presentation of the diversity and inclusion statement will occur in March.

Board of Directors Meeting Schedule

The following dates are proposed for the board of directors and budget committee's meeting schedule over the next few months:

- February Regular Board Meeting – Monday, February 2
- Mid-Year Budget Review Meeting – Monday, February 23
- March Regular Board Meeting – Monday, March 2
- April Regular Board Meeting – Monday, April 13
- Budget Committee Work Session – Monday, April 20
- May Regular Board Meeting – Monday, May 4
- Budget Committee Meeting – Monday, May 18
- June Regular Board Meeting – Monday, June 8
- June Budget Adoption Meeting – Monday, June 22



MEMO

DATE: December 29, 2014
TO: The Board of Directors
FROM: Doug Menke, General Manager

RE: Resolution Appointing Budget Committee Members

Introduction

Staff requests board of directors' appointment of two budget committee members.

Background

There are two open positions on the district's budget committee due to the expiration of two committee members' terms (Shannon Kennedy and Anthony Mills). The positions are three-year terms. Notice of the vacancies was published and applications to serve on the committee were accepted from November 7-24. Three applications were received (attached).

At the request of President Griffiths, a scoring matrix was distributed to the board members in order to assist with the discussion regarding the applicants. The completed scoring matrix will be provided to the board in advance of the January 13, 2015 board meeting.

Proposal Request

Staff requests board discussion regarding the three applicants and appointment of two of the applicants to the budget committee, each for a three-year term, expiring on June 30, 2017.

Action Requested

Board of directors approval of Resolution 2015-01 appointing ____ (insert name) _____ and ____ (insert name) _____ to the budget committee, each for a term of three years.

**RESOLUTION 2015-01
TUALATIN HILLS PARK & RECREATION DISTRICT, OREGON**

**A RESOLUTION APPOINTING
BUDGET COMMITTEE MEMBERS**

WHEREAS, the Tualatin Hills Park & Recreation District Board of Directors must appoint committee members by resolution; and

WHEREAS, the committee members shall be appointed by the Board for three-year terms; and

WHEREAS, the selected committee members have demonstrated their interest and knowledge in the Committee's area of responsibility. Now, therefore

THE TUALATIN HILLS PARK & RECREATION DISTRICT RESOLVES AS FOLLOWS:

The Board of Directors approves the appointment of

_____ and _____

to the Budget Committee.

Duly passed by the Board of Directors of the Tualatin Hills Park & Recreation District this 13th day of January 2015.

John Griffiths, Board President

Bob Scott, Board Secretary

ATTEST:

Jessica Collins
Recording Secretary



Administration Office
 503/645-6433
 Fax 503/629-6301

Tualatin Hills Park & Recreation District Budget Committee Application

Name: Miles Glowacki	Date: 11/19/2014
Address:	
Phone:	(w):
Email:	

Please note you must reside within the Park District's boundaries to serve on the Committee.

1. Please explain your interest in serving on the Budget Committee:

I would like to develop a deeper understanding of THPRD's budget in order to help THPRD reach its goals and serve the community to its fullest potential. I think it is a very interesting time for THPRD with the completion of the GreenPlay study and the implementation of a new pricing structure for classes. Additionally, with new parks, park redevelopments and recreation center remodels coming on-line the budget will need to be examined to ensure those investments are maintained.

2. How long have you lived in the community?

I have been in-district and have utilized THPRD's services for eight years.

3. Have you served on other volunteer committees? Yes No

If yes, please explain where, when, and what your responsibilities were:

Chair, Parks Advisory Committee – 2012 to Present

Parks Advisory Committee member -2011-2012

4. Have you or your family participated in any District activities?

If yes, please describe where, when and what those activities were:

We have participated in a variety of THPRD activities. We are heavy park users, my son is in his second year of Pre-School at the Nature Park, we have participated in baby/toddler swim for the past four years with both our children. My wife frequently uses the Yoga classes provided by THPRD, and my son uses the sports classes, nature hikes, and summer recess programs. I use the drop in swim sessions at Aloha Swim Center and Conestoga Aquatic Center. We have attended special events hosted by THPRD including Newt Day, Native Plant Sale, Concert in the Parks, Theatre in the Parks and the Nature mobile.

5. If employed, what is your occupation?

Outreach Specialist, Neighborhood Program, Division of Strategic Engagement, Office of the Mayor at the City of Beaverton.

6. Please describe any work experience or areas of expertise that you feel would benefit the Budget Committee:

I currently develop the budget for our program and oversee the day-to-day expenses. During budget preparation we work to tie our work plan and budget request with the city's visioning goals and the City Council's goals.

I have an understanding of the budget process for a municipality and I believe that knowledge is transferable to the budget process at THPRD.

Please return completed application and background check consent form by November 24, 2014 to:

Mail: Attn: Jessica Collins, Executive Assistant
Tualatin Hills Park & Recreation District
15707 SW Walker Road, Beaverton, OR 97006
Fax: 503-629-6303
Email: jcollins@thprd.org



Administration Office
 503/645-6433
 Fax 503/629-6301

Tualatin Hills Park & Recreation District Budget Committee Application

Name: Shannon Kennedy (Maier)	Date: 10/31/14
Address: [REDACTED]	
Phone: [REDACTED]	(w): [REDACTED]
Email: [REDACTED]	

Please note you must reside within the Park District's boundaries to serve on the Committee.

1. Please explain your interest in serving on the Budget Committee: As a resident of the district, and a new participant in district activities, I am interested in volunteering for an organization where I can give back in my "own backyard". Additionally, my children will be active participants in THPRD programs for the next several years.

2. How long have you lived in the community? 8 years

3. Have you served on other volunteer committees? Yes No
 If yes, please explain where, when, and what your responsibilities were:
 - a. Cedar Mill Elementary PTC: Co-Vice President, 2009 – 2011
 - b. The Student Stop School Age Care Program: Board member 2008 – present, President, 2010 - present

4. Have you or your family participated in any District activities? Yes.
 If yes, please describe where, when and what those activities were:
 - What: THPRD Rec.Volleyball & Basketball(daughter)
 - When: 2010 -2012
 - Where: Athletic Center

 - What: THPRD Basketball clinics (son)
 - When: 2010 -2013
 - Where: Athletic Center

5. If employed, what is your occupation?
 Director, Corporate Compliance & Privacy Official – Legacy Health

6. Please describe any work experience or areas of expertise that you feel would benefit the Budget Committee: My professional and educational background complements the budget committee position. I have a BS in Leisure Studies and Services from the University of Oregon and an MPA from Portland State. I am a corporate compliance professional for Legacy Health and believe I can offer expertise to the committee drawing on my professional experience with both regulatory compliance issues and financial compliance analysis.

**Tualatin Hills Park & Recreation District
Budget Committee Application**

Name: Anthony Mills	Date: 11-7-2014
Address: [REDACTED]	
Phone: [REDACTED]	(w): [REDACTED]
Email: [REDACTED]	

Please note you must reside within the Park District's boundaries to serve on the Committee.

1. Please explain your interest in serving on the Budget Committee:

I am a long-time resident of the District and believe that it is important to voluntarily give back to the community. I have a strong interest in civic and community affairs and am familiar with the District from my involvement on the Bond Oversight Committee. I have some background as working as a part-time bookkeeper for a small real estate rental business as well as formerly working for a professional organization for nurses. I am currently the Chair of the THPRD Budget Committee

2. How long have you lived in the community?

My permanent address has been within the boundary of the District since 1974 with the exception of a few years residing in Hillsboro in the 1990s.

3. Have you served on other volunteer committees? Yes No

If Yes, please explain where, when, and what your responsibilities were:

- 2011- **THPRD Budget Committee**, Chair since 2014
- 2011- **Parks and Recreation Advisory Board**, Washington Co.; since October).
- 2011- **TV Highway Community Advisory Committee** (since September 2011).
- 2011- **Aloha Community Library Association**, Member (since May 2011).
- 2010- **Parks Bond Citizen Oversight Committee**, Tualatin Hills Park & Recreation District (Appointed April 2010).
- 2007- **Tualatin Soil and Water Conservation District**, Associate Director (appointed April 2007).
- 2007- **Oregon Medical Case Management Group**, bookkeeper (since April).
- 2005- **Citizen Participation Organization 6**, (Aloha, Reedville Cooper Mountain), Member.

4. If employed, what is your occupation?

For the past four and a half years I have worked as a security contractor at the Hawthorn Farm Intel campus. Since 2002 I have worked as a part-time bookkeeper for Todd Investment Properties, LLC, a sole proprietorship that owns and manages residential and commercial properties. I handle all office duties, bookkeeping, payroll, and prepares income tax information for accountant. I have also assisted in bookkeeping duties for the Oregon Medical Case Management Group since 2007.

5. Please describe any work experience or areas of expertise that you feel would benefit the Budget Committee:

I am currently the Chair of the Budget committee.

Please return application by November 24, 2014 to:

Mail: Attn: Jessica Collins, Executive Assistant
Tualatin Hills Park & Recreation District
15707 SW Walker Road, Beaverton, OR 97006
Fax: 503-629-6303
Email: jcollins@thprd.org



Management Report to the Board January 13, 2015

Communications & Outreach

Bob Wayt, Director of Communications & Outreach

1. The park district's holiday giving drive was successful again. Through giving trees at THPRD centers and the Administration Office, employees and patrons benefited 12 families in the Beaverton area. The families were selected with help from the nonprofits Good Neighbor Center and Innovative Housing. Gifts included toys, clothing, gift cards, furniture and other household items. Employees and patrons also donated about 1,300 pounds of food for the Oregon Food Bank's Washington County Division.
2. The park district's printed newsletter for winter 2015 was mailed to recipients in December and posted online. This issue features information about policy changes that take effect January 1, 2015 (discounts, out-of-district fee options, and the new Deluxe Pass). The printed newsletter is produced four times a year (once per term). It is in addition to THPRD's monthly e-newsletter, Tualatin Hills Today, which is distributed online.

Community Partnerships

Geoff Roach, Director of Community Partnerships

1. Overview: Status and developments for November and December include: The campaign remains on schedule. Since launching fundraising in March 2014 nearly half the required funding has been secured through grants, gifts and pledges.
 - Campaign developments:
 - Foundations
 - We anticipate word in early 2015 regarding our grant applications that have been submitted to Oregon Community Foundation, Reser Family Foundation, and a California-based family foundation.
 - Meyer Memorial Trust declined our proposal for now and we will seek further information in early 2015 from them.
 - Application submittal schedule for emerging foundations is understood.
 - Have a targeted list of new foundations to work with beginning January 2015.
 - Individual donor prospects
 - Calls and meetings with donor prospects continue.
 - Gift pledges made that are payable in 2014 are coming due. Invoicing has occurred.

Aquatics

Sharon Hoffmeister, Superintendent of Aquatic Program Services

1. We had a very busy winter break with two facility closures (Beaverton and Harman), three Lifeguard Training classes (Aloha, Aquatic Center and Sunset) and a Lifeguard Instructor Training class (Aquatic Center). Staff is working hard recruiting more part-time staff.
2. Specialty Swims continue through the winter season with our Wipe-out series (large, inflatable obstacle courses that rotate to the centers); Free First Fridays (free Open Swims on the first Friday of each month) and dive-in movies being hosted at Aloha, Harman and Sunset.

3. Staff is participating on the Water Safety Subcommittee for Washington County Safe Kids. The primary purpose is to expand drowning prevention education in our community in response to the number of drownings in open water this past summer, especially at Hagg Lake.

Maintenance

Jon Campbell, Superintendent of Maintenance Operations

1. Maintenance staff has begun the 2015/16 budget process by updating district condition of asset forms and submitting requests as necessary. The maintenance leadership team has reviewed all requests and completed a tour of numerous facilities to review projects and ask questions about potential impacts. This process has enabled maintenance staff, in collaboration with program staff, to identify and prioritize maintenance replacement capital needs earlier in the budget process.
2. Twenty-eight Lombardy poplars were removed from Southwest Quadrant Community Park. All trees were assessed and deemed to be high hazards due to their age (60+ years) and targets (homes). Tree removal was contracted out and work was completed Dec. 8.
3. The Willow Creek Boardwalk sustained damage in the Dec. 11th windstorm. A large Oregon ash tree fell through the boardwalk, destroying two 12' sections near SW Wingfoot and SW East Moreland Drive. The section was closed on Dec. 12, repaired in-house and reopened on Dec. 18.

Natural Resources & Trails Management

Bruce Barbarasch, Superintendent of Natural Resources & Trails Management

1. Nature Revealed. The bond-funded interpretive natural art project at Greenway Park has been installed and plants placed around it.
2. Water Management. Due to high water levels and beaver activity, a number of trails and bridges around the district are wet or underwater. Staff are working on strategies to provide amenities, maintain healthy habitats, and balance costs.
3. Nature Mobile. Staff have been leading activities to teach people about nature at schools and community events even during cold, rainy times of the year, serving hundreds each month.

Planning & Development

Steve Gulgren, Superintendent of Planning & Development

1. Jackie Husen Park Expansion/Dutton Property: The house demolition contractor has finished the site rough grading for the community garden area in preparation for construction. Staff prepared and distributed an RFQ and the lowest responsible quote was awarded to Earthwork Excavation and Construction, Inc. at the end of October. The contractor was initially delayed in getting started on the project, but has recently been on site to lay out the garden area, set up the staging area, order materials and has dug the trenches for the waterline. By the end of December, the contractor will have the backflow preventer installed and will begin preparing for the installation of the small retaining walls. The contractor is scheduled to complete the community garden project by the end of January.

Programs & Special Activities

Lisa Novak, Superintendent of Programs & Special Activities

- 1. A Request for Proposals is being prepared by the superintendent for an ADA Access Audit of THPRD facilities and property.
- 2. Volunteers and Special Events staff is preparing a draft schedule for 2015 Summer Special Events and is in the process of looking for bands for the concerts. Staff is busy recruiting volunteers for upcoming special events and are conducting background checks.

Recreation

Eric Owens, Superintendent of Recreation

- 1. The Cedar Hills Recreation Center's 5th annual Fit Challenge kick-off was held on Dec. 18. Patrons were able to try 20-minute segments of featured fitness classes including Body Pump, Body Combat, Core Fusion, and Cardio Sculpt. Fit Challenge participants will begin to log their mileage on January 1.
- 2. Conestoga Recreation & Aquatic Center has been designated as an Honorary Recruiter by the United States Air Force. Approximately once a month, Staff Sergeant Steefan Tipton utilizes the weight room to test recruits. They are required to go through physical testing as initial recruits and continue with a fitness program if they have a delayed entry classification. In return SSgt Tipton and his recruits are volunteering at special events throughout the year.

Security Operations

Mike Janin, Superintendent of Security Operations

- 1. Here is a look at some of the daily statistics collected by Park Patrol for the first six months (as of Dec. 22) of this fiscal year:

Dogs off leash	247	Drugs	143
Exclusions written	202	Alcohol	247
Assist patron	314	THPRD staff assist	368
Assist outside agency	234	Missing person calls	21
Tobacco use warnings	296	Security check of our parks	23,913
Suspicious person contacted	1,651		

Sports

Scott Brucker, Superintendent of Sports

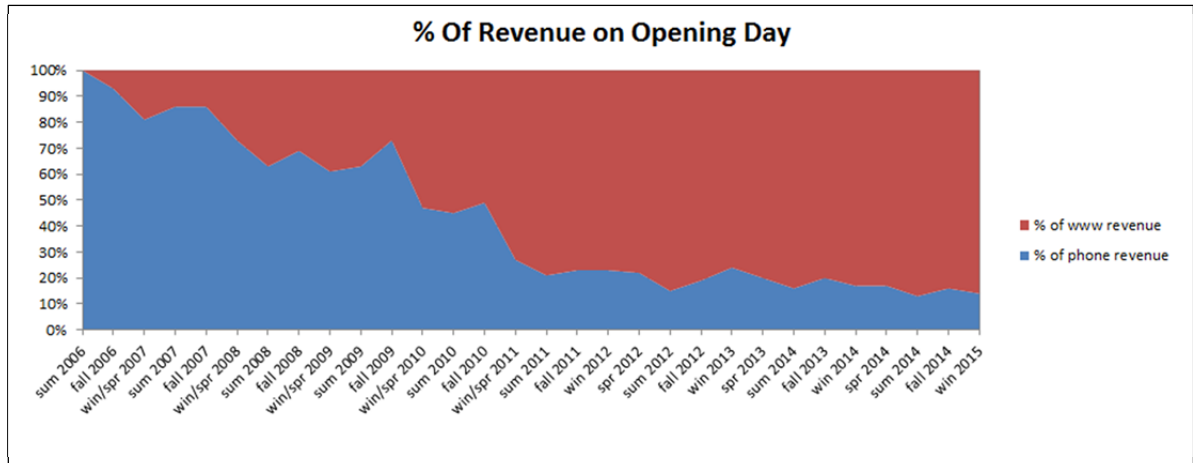
- 1. Program participation: Overall, the Athletic Center and Tennis Center continue to make moderate gains in number of participants and revenue. Leagues are holding steady with small growth in adult leagues. Instructional classes continue with double digit increases.
- 2. Affiliate Users
 - a. Staff has received the first affiliation request from soccer, Milltown Soccer Club, and the information is under review. Two baseball clubs have completed affiliation paperwork and were accepted.
 - b. Lacrosse will begin in late February, baseball and softball after spring break, and spring soccer in April.

Business Services

*Cathy Brucker, Finance Manager
Nancy Hartman Noye, Human Resources Manager
Mark Hokkanen, Risk & Contract Manager
Seth Reeser, Operations Analysis Manager
Phil Young, Information Services Manager*

1. Winter class registration began on Saturday, Dec. 13, with both the phone-in registration and web registration beginning at 8 am. Staff responded to 570 phone calls on Saturday, with 19% of the day's invoices, 13% of the revenue and 16% of the classes being processed by phone-in operators. Our website performed very well, processing over 2,750 invoices on Saturday. During the first 15 minutes of registration, the website processed 51% of the invoices for the day. Also in the first 15 minutes, we had 169 classes reach their maximum enrollment; in total, 367 classes reached maximum enrollment on opening day.

Since the introduction of online registration in 2006, we have seen an increasing number of our patrons using the online registration tool every term, and Winter 2015 registration was a continuation of this trend. Historically, all of our phone lines were busy on opening day until noon, but now with so many patrons choosing online registration, busy signals and hold times appear to be a thing of the past.



2. Implementation of cost recovery principles for classes is currently underway for Summer 2015 term. Full department and maintenance direct costs are now reflected in class pricing, as well as the appropriate cost recovery rate target based on the tier of service being offered. As part of the transition, a 15% cap on fee increases will be applied to classes and camps.
3. THPRD's 2015 aggregate insurance premiums decreased by 4.7% (\$12,244) from the 2014 premiums despite an increase in liability and property exposure of over \$530,000. The five-year loss ratio for general liability and property is 30%, and 48%, respectively, for all lines of coverage.

January

<i>Sun</i>	<i>Mon</i>	<i>Tue</i>	<i>Wed</i>	<i>Thu</i>	<i>Fri</i>	<i>Sat</i>
				1 HOLIDAY	2	3 Dive-in Movie @ Aloha Swim Center
4	5	6	7 Aquatics Advisory Committee 7pm	8	9	10
11	12 Stuhr Center Advisory Committee 10am	13 Board Meeting 7pm @ Dryland/HMT Historic Facilities Advisory Committee 1pm	14	15 Sports Advisory Committee 1pm	16	17
18	19 HOLIDAY	20 Trails Advisory Committee 7pm	21	22	23	24
25	26	27 Natural Resources Advisory Committee 6:30pm	28	29	30	31

2015

February

<i>Sun</i>	<i>Mon</i>	<i>Tue</i>	<i>Wed</i>	<i>Thu</i>	<i>Fri</i>	<i>Sat</i>
1	2 Board Meeting 7pm @ Dryland/HMT	3	4	5	6	7
8	9 Stuhr Center Advisory Committee 10am	10 Historic Facilities Advisory Committee 1pm Parks Advisory Committee 6:30 pm	11	12	13	14
15	16 HOLIDAY	17 Trails Advisory Committee 7pm	18	19 Sports Advisory Committee 1pm Parks Bond Citizen Oversight Committee 6pm @ Dryland/HMT	20	21
22	23 Budget Committee Meeting 7pm @ Dryland/HMT	24 Natural Resources Advisory Committee 6:30pm	25	26	27	28

2015

March

<i>Sun</i>	<i>Mon</i>	<i>Tue</i>	<i>Wed</i>	<i>Thu</i>	<i>Fri</i>	<i>Sat</i>
1	2 Board Meeting 7pm @ Dryland/HMT	3	4 Aquatics Advisory Committee 7pm	5	6	7
8	9 Stuhr Center Advisory Committee 10am	10 Historic Facilities Advisory Committee 1pm	11	12	13	14
15	16	17 Parks Advisory Committee 6pm Trails Advisory Committee 7pm	18	19 Sports Advisory Committee 1pm	20	21
22	23	24 Recreation Advisory Committee 7pm	25	26	27	28
29	30	31				

2015

Tualatin Hills Park and Recreation District
Monthly Capital Project Report
Estimated Cost vs. Budget
Through 11/30/2014

Description	Project Budget				Project Expenditures			Estimated Total Costs			Est. Cost (Over) Under Budget		
	Prior Year Budget Amount	Budget Carryover to Current Year	New Funds Budgeted in Current Year	Cumulative Project Budget	Current Year Budget Amount	Expended Prior Years	Expended Year-to-Date	Estimated Cost to Complete	Basis of Estimate	Project Cumulative	Current Year	Project Cumulative	Current Year
	(1)	(2)	(3)	(1+3)	(2+3)	(4)	(5)	(6)		(4+5+6)	(5+6)		
GENERAL FUND													
CAPITAL OUTLAY DIVISION													
<u>CARRY FORWARD PROJECTS</u>													
JQAY House Renovation	100,000	1,800	-	100,000	1,800	87,371	-	1,800	Budget	89,171	1,800	10,829	-
Challenge Grant Competitive Fund	45,000	45,000	-	45,000	45,000	-	-	45,000	Budget	45,000	45,000	-	-
Signage Master Plan	75,000	53,000	-	75,000	53,000	70,108	30,983	8,537	Award	109,628	39,520	(34,628)	13,480
Fanno Creek Trail Management	62,000	20,400	-	62,000	20,400	39,409	2,638	17,762	Budget	59,809	20,400	2,191	-
Pedestrian Pathways (7 sites)	88,414	88,414	-	88,414	88,414	67,063	-	-	Complete	67,063	-	21,351	88,414
Concrete Sidewalks (6 sites)	50,200	50,200	-	50,200	50,200	27,875	8,000	-	Complete	35,875	8,000	14,325	42,200
Stuhr Parking Lot Crack Repair	26,666	16,166	-	26,666	16,166	10,500	16,166	-	Complete	26,666	16,166	-	-
ADA Wonderland Park Playstructure cmp	13,200	13,200	-	13,200	13,200	13,200	-	-	Complete	13,200	-	-	13,200
Playstructure - Wonderland Park	113,000	113,000	-	113,000	113,000	98,806	5,584	-	Complete	104,390	5,584	8,610	107,416
FC Greenway Erosion Solution	75,000	60,000	60,000	135,000	120,000	41,972	53,944	-	Complete	95,916	53,944	39,084	66,056
Aqua Climb	9,180	9,180	-	9,180	9,180	-	-	9,180	Budget	9,180	9,180	-	-
Aquatic Center Dive Tower Louvers	9,500	9,500	-	9,500	9,500	-	-	9,500	Budget	9,500	9,500	-	-
Jenkins Lead Abatement (Main House)	9,000	9,000	-	9,000	9,000	-	-	9,000	Budget	9,000	9,000	-	-
G-Max Testing Unit	14,000	14,000	-	14,000	14,000	-	-	14,000	Budget	14,000	14,000	-	-
HMT Tennis Center Roof	868,000	868,000	-	868,000	868,000	1,723	2,055	864,222	Budget	868,000	866,277	-	1,723
Info System Workstations & Notebooks	67,000	35,000	-	67,000	35,000	32,213	-	35,000	Budget	67,213	35,000	(213)	-
Jenkins Estate Irrigation	-	-	-	-	-	1,778	2,275	-	Complete	4,053	2,275	(4,053)	(2,275)
FCSC Remodel	132,000	-	-	132,000	-	94,235	20,143	770	Award	115,148	20,913	16,852	(20,913)
Energy Savings Performance Contract Phase 2	674,736	-	-	674,736	-	416,486	-	40,300	Award	456,786	40,300	217,950	(40,300)
TOTAL CARRYOVER PROJECTS	2,431,896	1,405,860	60,000	2,491,896	1,465,860	1,002,738	141,788	1,055,071		2,199,597	1,196,859	292,299	269,001
<u>ATHLETIC FACILITY REPLACEMENT</u>													
Synthetic Turf - Aloha High	-	-	160,000	160,000	160,000	-	156,310	-	Complete	156,310	156,310	3,690	3,690
Tennis Court Resurfacing & Crack Repair	-	-	91,000	91,000	91,000	-	86,926	4,240	Award	91,166	91,166	(166)	(166)
Carolwood Park-Basketball Court Resurface	-	-	16,000	16,000	16,000	-	-	19,106	Award	19,106	19,106	(3,106)	(3,106)
Somerset Park Hitting Wall	-	-	10,000	10,000	10,000	-	7,450	-	Complete	7,450	7,450	2,550	2,550
TOTAL ATHLETIC FACILITY REPLACEMENT			277,000	277,000	277,000		250,686	23,346		274,032	274,032	2,968	2,968
<u>ATHLETIC FACILITY IMPROVEMENT</u>													
Summercrest Park Tennis Bank	-	-	6,500	6,500	6,500	-	-	6,500	Budget	6,500	6,500	-	-
ASC Power Door Operator	-	-	2,183	2,183	2,183	-	-	2,183	Budget	2,183	2,183	-	-
GH ADA Sidewalk Addition	-	-	9,000	9,000	9,000	-	9,000	-	Complete	9,000	9,000	-	-
McMillan Park ADA Components	-	-	20,300	20,300	20,300	-	-	20,300	Budget	20,300	20,300	-	-
TOTAL ATHLETIC FACILITY IMPROVEMENT			37,983	37,983	37,983		9,000	28,983	Budget	37,983	37,983	-	-
<u>PARK AND TRAIL REPLACEMENTS</u>													
Play Equipment (2 sites)	-	-	87,468	87,468	87,468	-	21,874	65,594	Budget	87,468	87,468	-	-
Irrigation & Drainage System Repairs	-	-	25,000	25,000	25,000	-	5,884	19,116	Budget	25,000	25,000	-	-
Trash Cans in Parks	-	-	5,000	5,000	5,000	-	-	5,000	Budget	5,000	5,000	-	-
Dog Bag Dispensers	-	-	10,000	10,000	10,000	-	10,128	-	Complete	10,128	10,128	(128)	(128)
Canopies	-	-	2,860	2,860	2,860	-	2,600	-	Complete	2,600	2,600	260	260
Burnsridge Park Picnic Table	-	-	2,500	2,500	2,500	-	-	2,500	Award	2,500	2,500	-	-
Fences (2 sites)	-	-	4,500	4,500	4,500	-	2,784	1,716	Budget	4,500	4,500	-	-
Portable Toilet Enclosures (5)	-	-	5,000	5,000	5,000	-	-	5,000	Budget	5,000	5,000	-	-
Asphalt Path Replacement & Repairs (6 sites)	-	-	172,707	172,707	172,707	-	174,736	30,758	Award	205,494	205,494	(32,787)	(32,787)
Concrete Sidewalks (4 sites) & Curbing (2 sites)	-	-	38,117	38,117	38,117	-	36,499	-	Complete	36,499	36,499	1,618	1,618
Greenway Park Boardwalk Design Phase 1	-	-	40,000	40,000	40,000	-	18,127	19,205	Award	37,332	37,332	2,668	2,668
Signage (various sites)	-	-	26,400	26,400	26,400	-	-	26,400	Budget	26,400	26,400	-	-
TOTAL PARK AND TRAIL REPLACEMENTS			419,552	419,552	419,552		272,632	175,289		447,921	447,921	(28,369)	(28,369)
<u>PARK AND TRAIL IMPROVEMENTS</u>													
Memorial Benches	-	-	8,000	8,000	8,000	-	2,374	5,626	Budget	8,000	8,000	-	-
ODOT Grant-Westside Trail#18 easement	-	-	150,000	150,000	150,000	-	2,246	147,754	Budget	150,000	150,000	-	-
Opinionator - Patron Feedback	-	-	2,500	2,500	2,500	-	1,360	1,140	Budget	2,500	2,500	-	-
Raleigh Park Shelter- LWCF Grant	-	-	50,000	50,000	50,000	-	-	50,000	Budget	50,000	50,000	-	-
Terra Linda Park Shelter-LGGP Grant	-	-	40,000	40,000	40,000	-	-	40,000	Budget	40,000	40,000	-	-
Roger Tilbury Phase 2-LGGP Grant	-	-	212,500	212,500	212,500	-	-	212,500	Budget	212,500	212,500	-	-
TOTAL PARK AND TRAIL IMPROVEMENTS			463,000	463,000	463,000		5,980	457,020		463,000	463,000	-	-

Tualatin Hills Park and Recreation District
Monthly Capital Project Report
Estimated Cost vs. Budget
Through 11/30/2014

Description	Project Budget				Project Expenditures		Estimated Total Costs				Est. Cost (Over) Under Budget		
	Prior Year Budget Amount	Budget Carryover to Current Year	New Funds Budgeted in Current Year	Cumulative Project Budget	Current Year Budget Amount	Expended Prior Years	Expended Year-to-Date	Estimated Cost to Complete	Basis of Estimate	Project Cumulative	Current Year	Project Cumulative	Current Year
	(1)	(2)	(3)	(1+3)	(2+3)	(4)	(5)	(6)		(4+5+6)	(5+6)		
CHALLENGE GRANTS													
Program Facility Challenge Grants			97,500	97,500	97,500	-	13,648	83,852	Budget	97,500	97,500	-	-
TOTAL CHALLENGE GRANTS			97,500	97,500	97,500	-	13,648	83,852		97,500	97,500	-	-
BUILDING REPLACEMENTS													
Cardio/Weight Room Equipment Replacement			40,000	40,000	40,000	-	-	40,000	Budget	40,000	40,000	-	-
Aquatic Center Roof			800,000	800,000	800,000	-	1,704	798,296	Budget	800,000	800,000	-	-
Aquatic Center Pool Deck			267,250	267,250	267,250	-	-	267,250	Budget	267,250	267,250	-	-
Aquatic Center Resurface Pool & Tile Repair			241,803	241,803	241,803	-	1,920	239,883	Budget	241,803	241,803	-	-
Aquatic Center Electronic HVAC Controls			115,485	115,485	115,485	-	-	115,485	Budget	115,485	115,485	-	-
Aloha Main Circulation Pump Platform			7,450	7,450	7,450	-	-	7,450	Budget	7,450	7,450	-	-
Replacement Pump/Motor (2)			24,600	24,600	24,600	-	2,400	22,200	Budget	24,600	24,600	-	-
Diatomaceous Earth Fltr Cvr-2			5,775	5,775	5,775	-	7,059	-	Complete	7,059	7,059	(1,284)	(1,284)
Beaverton Pool Gutter-line			5,600	5,600	5,600	-	-	5,600	Budget	5,600	5,600	-	-
Aquatic Center Gutters, Chm Cntrlr, Drain Covers			18,236	18,236	18,236	-	7,513	10,723	Budget	18,236	18,236	-	-
Aquatic Center 16' Dive Board			8,613	8,613	8,613	-	8,241	-	Complete	8,241	8,241	372	372
Aloha Splash Water Slide			5,471	5,471	5,471	-	-	3,935	Award	3,935	3,935	1,536	1,536
Harman Lane Anchors			6,290	6,290	6,290	-	-	6,290	Award	6,290	6,290	-	-
Lookout Platform Chair			7,132	7,132	7,132	-	5,615	-	Complete	5,615	5,615	1,517	1,517
Portable Slide			5,470	5,470	5,470	-	-	5,470	Budget	5,470	5,470	-	-
AC Track Drinking Fountain			1,000	1,000	1,000	-	645	-	Complete	645	645	355	355
Schlottmann Hot Water Heater			1,100	1,100	1,100	-	-	1,100	Budget	1,100	1,100	-	-
Cedar Hills Boiler Room Drains			2,760	2,760	2,760	-	2,760	-	Complete	2,760	2,760	-	-
CRAC Weld Boiler Heat Exchanger Pipes			2,000	2,000	2,000	-	-	2,000	Budget	2,000	2,000	-	-
AC Shower Mixers & Parts			1,600	1,600	1,600	-	1,575	-	Complete	1,575	1,575	25	25
NPIC Interior Restroom Sinks & Parts			1,100	1,100	1,100	-	-	1,100	Budget	1,100	1,100	-	-
SSC Asbestos Abatement & Recover Piping			9,200	9,200	9,200	-	-	9,200	Budget	9,200	9,200	-	-
Carpet (2 sites)			5,210	5,210	5,210	-	960	4,250	Budget	5,210	5,210	-	-
Interior Paint (2 sites)			2,000	2,000	2,000	-	171	1,829	Budget	2,000	2,000	-	-
NPIC Reseal Ceramic Tile Flooring			6,000	6,000	6,000	-	-	6,000	Budget	6,000	6,000	-	-
Wood Floors / Court Refinishing			17,400	17,400	17,400	-	3,633	13,767	Budget	17,400	17,400	-	-
GH Tile Floor Replacement			1,000	1,000	1,000	-	-	1,000	Budget	1,000	1,000	-	-
AC Gym Wood Floors Screening/Resurfacing			10,500	10,500	10,500	-	10,160	-	Complete	10,160	10,160	340	340
NPIC Interior Restrooms Flooring			4,500	4,500	4,500	-	-	4,500	Budget	4,500	4,500	-	-
Stuhr Ctr Ice Machine			2,050	2,050	2,050	-	899	-	Complete	899	899	1,151	1,151
AC Socket Plates, Relamp & Blinds			10,674	10,674	10,674	-	8,356	2,318	Budget	10,674	10,674	-	-
TC Relamp / Washer & Dryer			7,500	7,500	7,500	-	5,213	2,287	Budget	7,500	7,500	-	-
Harman Window Shades			1,611	1,611	1,611	-	-	1,890	Award	1,890	1,890	(279)	(279)
Furnace (2 sites)			7,500	7,500	7,500	-	-	7,500	Budget	7,500	7,500	-	-
Adm Office Rooftop Unit & Duct Heater			13,648	13,648	13,648	-	-	13,648	Budget	13,648	13,648	-	-
AC HVAC Electrical Repairs			4,000	4,000	4,000	-	-	4,000	Budget	4,000	4,000	-	-
NPIC Exterior Restrooms HVAC Fans			2,500	2,500	2,500	-	1,934	-	Complete	1,934	1,934	566	566
Camp Riv Upper Pavilion Exterior Painting			1,000	1,000	1,000	-	-	1,000	Budget	1,000	1,000	-	-
CH Downspouts Replacement			2,510	2,510	2,510	-	2,510	-	Complete	2,510	2,510	-	-
Fanno Farmhouse Picket Fence			2,500	2,500	2,500	-	-	2,500	Budget	2,500	2,500	-	-
Gutters (2 sites)			4,000	4,000	4,000	-	-	4,000	Budget	4,000	4,000	-	-
Greenway Park - Paint Structure & Replace Gutters			3,100	3,100	3,100	-	3,479	-	Complete	3,479	3,479	(379)	(379)
JEN Roof & Veranda Repairs			5,200	5,200	5,200	-	-	6,488	Award	6,488	6,488	(1,288)	(1,288)
Tallac Terrace Park Play Pad Roof Repair			2,000	2,000	2,000	-	1,710	-	Complete	1,710	1,710	290	290
ASC Exterior Painting			14,889	14,889	14,889	-	-	14,889	Budget	14,889	14,889	-	-
NPIC Entrance Light Replacement & Interior Relamp			1,500	1,500	1,500	-	-	1,500	Budget	1,500	1,500	-	-
Fanno Farmhouse ADA Ramp			19,000	19,000	19,000	-	-	19,000	Budget	19,000	19,000	-	-
FCSC Roof Repairs & Consultation			18,096	18,096	18,096	-	-	18,096	Budget	18,096	18,096	-	-
AC Alcove Roof			11,500	11,500	11,500	-	12,412	-	Complete	12,412	12,412	(912)	(912)
JEN Stable Septic Tank			19,000	19,000	19,000	-	-	21,950	Award	21,950	21,950	(2,950)	(2,950)
AC Compressor Replacement @ Stuhr Ctr			-	-	-	-	5,449	-	Complete	5,449	5,449	(5,449)	(5,449)

Tualatin Hills Park and Recreation District
Monthly Capital Project Report
Estimated Cost vs. Budget
Through 11/30/2014

Description	Project Budget				Project Expenditures		Estimated Total Costs				Est. Cost (Over) Under Budget		
	Prior Year Budget Amount	Budget Carryover to Current Year	New Funds Budgeted in Current Year	Cumulative Project Budget	Current Year Budget Amount	Expended Prior Years	Expended Year-to-Date	Estimated Cost to Complete	Basis of Estimate	Project Cumulative	Current Year	Project Cumulative	Current Year
	(1)	(2)	(3)	(1+3)	(2+3)	(4)	(5)	(6)		(4+5+6)	(5+6)		
Fanno Farmhouse Sewer Line	-	-	-	-	-	-	3,873	-	Complete	3,873	3,873	(3,873)	(3,873)
50 Mtr Pool Circulation Pump	-	-	-	-	-	-	7,453	-	Complete	7,453	7,453	(7,453)	(7,453)
Tennis Air Structures Reconst.	-	-	-	-	-	-	32,381	(31,381)	Award	1,000	1,000	(1,000)	(1,000)
TOTAL BUILDING REPLACEMENTS			1,778,323	1,778,323	1,778,323	-	140,025	1,657,013		1,797,038	1,797,038	(18,715)	(18,715)
BUILDING IMPROVEMENTS													
FCSC Safety Shower for HAZMAT Locker			6,500	6,500	6,500	-	-	6,500	Budget	6,500	6,500	-	-
HMT Comm & Dev - Front Office Improvement			5,000	5,000	5,000	-	-	5,000	Budget	5,000	5,000	-	-
Administration Office Reconfiguration			110,000	110,000	110,000	-	118,468	37,185	Award	155,653	155,653	(45,653)	(45,653)
TOTAL BUILDING IMPROVEMENTS			121,500	121,500	121,500	-	118,468	48,685		167,153	167,153	(45,653)	(45,653)
TOTAL CAPITAL OUTLAY DIVISION	2,431,896	1,405,860	3,254,858	5,686,754	4,660,718	1,002,738	952,227	3,529,259		5,484,224	4,481,486	202,530	179,232
INFORMATION SERVICES DEPARTMENT													
INFORMATION TECHNOLOGY REPLACEMENTS													
Workstations/Notebooks			8,500	8,500	8,500	-	987	7,513	Budget	8,500	8,500	-	-
Server Replacements			35,000	35,000	35,000	-	30,836	10,488	Award	41,325	41,325	(6,325)	(6,325)
LAN/WAN Replacement			5,000	5,000	5,000	-	-	5,000	Budget	5,000	5,000	-	-
Printers/Network Printers			5,000	5,000	5,000	-	-	5,000	Budget	5,000	5,000	-	-
TOTAL INFORMATION TECHNOLOGY REPLACEMENTS			53,500	53,500	53,500	-	31,823	28,001		59,825	59,825	(6,325)	(6,325)
INFORMATION TECHNOLOGY IMPROVEMENTS													
Misc. Application Software			20,000	20,000	20,000	-	14,494	5,506	Budget	20,000	20,000	-	-
Workstation and Phone			14,500	14,500	14,500	-	6,038	8,462	Budget	14,500	14,500	-	-
Kronos Upgrade			22,000	22,000	22,000	-	3,525	18,475	Award	22,000	22,000	-	-
Virtual Desktop Infrastructure			79,500	79,500	79,500	-	69,264	10,236	Budget	79,500	79,500	-	-
FCSC Server Rack/UPS			7,500	7,500	7,500	-	7,313	-	Complete	7,313	7,313	187	187
FCSC Server Room Security			4,800	4,800	4,800	-	4,845	-	Complete	4,845	4,845	(45)	(45)
TOTAL INFORMATION TECHNOLOGY IMPROVEMENTS			148,300	148,300	148,300	-	105,479	42,679		148,158	148,158	142	142
TOTAL INFORMATION SYSTEMS DEPARTMENT	-	-	201,800	201,800	201,800	-	137,302	70,680		207,982	207,982	(6,182)	(6,182)
MAINTENANCE DEPARTMENT													
FLEET REPLACEMENTS													
72" Mowers (3)			42,000	42,000	42,000	-	41,920	-	Complete	41,920	41,920	80	80
Tire Balancer			8,500	8,500	8,500	-	-	8,500	Budget	8,500	8,500	-	-
Electric Utility Vehicle			12,500	12,500	12,500	-	11,677	-	Complete	11,677	11,677	823	823
52" Mowers (2)			14,400	14,400	14,400	-	14,196	-	Complete	14,196	14,196	204	204
52" Mower & 2 Trailers			15,500	15,500	15,500	-	7,098	8,402	Budget	15,500	15,500	-	-
Large Rotary Mower			62,000	62,000	62,000	-	-	62,000	Budget	62,000	62,000	-	-
4x4 SUV Hybrid			43,000	43,000	43,000	-	28,079	14,921	Budget	43,000	43,000	-	-
Chipper			45,000	45,000	45,000	-	44,344	-	Complete	44,344	44,344	656	656
TOTAL FLEET REPLACEMENTS			242,900	242,900	242,900	-	147,314	93,823		241,137	241,137	1,763	1,763
BUILDING MAINTENANCE EQUIPMENT REPLACEMENTS													
CHRC Vacuums & Battery Packs			2,600	2,600	2,600	-	2,598	-	Complete	2,598	2,598	2	2
Conestoga Floor Scrubber			1,900	1,900	1,900	-	1,840	-	Complete	1,840	1,840	60	60
Stuhr Center Wet Dry Vacuum			1,000	1,000	1,000	-	715	-	Complete	715	715	285	285
AC Vacuum & Batteries			1,200	1,200	1,200	-	1,088	-	Complete	1,088	1,088	112	112
TC Sweeper Batteries & Parts			1,100	1,100	1,100	-	755	-	Complete	755	755	345	345
NPIC Pressure Washer & Wand			1,000	1,000	1,000	-	999	-	Complete	999	999	1	1
TOTAL BLDG MAINT EQUIPMENT REPLACEMENTS			8,800	8,800	8,800	-	7,995	-		7,995	7,995	805	805
BUILDING MAINTENANCE IMPROVEMENTS													
Preventive Drain Emergency Response			11,340	11,340	11,340	-	-	11,340	Budget	11,340	11,340	-	-
Data Collection Tablets			1,200	1,200	1,200	-	985	-	Complete	985	985	215	215
TOTAL BUILDING MAINT IMPROVEMENTS			12,540	12,540	12,540	-	985	11,340		12,325	12,325	215	215
TOTAL MAINTENANCE DEPARTMENT	-	-	264,240	264,240	264,240	-	156,294	105,163		261,457	261,457	2,783	2,783
GRAND TOTAL GENERAL FUND	2,431,896	1,405,860	3,720,898	6,152,794	5,126,758	1,002,738	1,245,823	3,705,102		5,953,664	4,950,926	199,130	175,832

Tualatin Hills Park and Recreation District
Monthly Capital Project Report
Estimated Cost vs. Budget
Through 11/30/2014

Description	Project Budget					Project Expenditures		Estimated Total Costs			Est. Cost (Over) Under Budget		
	Prior Year Budget Amount	Budget Carryover to Current Year	New Funds Budgeted in Current Year	Cumulative Project Budget	Current Year Budget Amount	Expended Prior Years	Expended Year-to-Date	Estimated Cost to Complete	Basis of Estimate	Project Cumulative	Current Year	Project Cumulative	Current Year
	(1)	(2)	(3)	(1+3)	(2+3)	(4)	(5)	(6)		(4+5+6)	(5+6)		
SDC FUND													
<u>LAND ACQUISITION</u>													
Land Acquisition (FY 14)	790,000	790,000	-	790,000	790,000	-	2,461	787,539	Budget	790,000	790,000	-	-
Land Acquisition - North Bethany	-	-	1,670,168	1,670,168	1,670,168	-	-	1,670,168	Budget	1,670,168	1,670,168	-	-
Summer Falls Property Acquisition	-	-	329,832	329,832	329,832	-	329,832	-	Complete	329,832	329,832	-	-
TOTAL LAND ACQUISITION	790,000	790,000	2,000,000	2,790,000	2,790,000	-	332,293	2,457,707		2,790,000	2,790,000	-	-
<u>DEVELOPMENT/IMPROVEMENT PROJECTS</u>													
Fanno Creek Trail / Scholls Greenwood Inn	2,011,950	60,000	-	2,011,950	60,000	1,946,487	7,965	52,035	Budget	2,006,487	60,000	5,463	-
Bonny Slope / BSD Trail Development	175,000	175,000	325,000	500,000	500,000	-	-	500,000	Budget	500,000	500,000	-	-
MTIP Grant Match - Westside Trail #18	82,205	19,275	201,125	283,330	220,400	73,266	12,177	208,223	Budget	293,666	220,400	(10,336)	-
Graf Meadows Park - Trail Connection	600,000	447,500	-	600,000	447,500	143,244	267,243	180,257	Budget	590,744	447,500	9,256	-
Future Dog Park Construction - Site to be determined	50,000	50,000	-	50,000	50,000	-	-	50,000	Budget	50,000	50,000	-	-
Fanno Creek Trail - Hall Blvd Crossing	384,250	35,500	50,000	434,250	85,500	176,753	292	85,208	Budget	262,253	85,500	171,997	-
Timberland Park - Project Management	34,000	17,750	-	34,000	17,750	-	15,034	2,716	Budget	17,750	17,750	16,250	-
Jackie Husen Park Expansion - Planning	-	-	83,500	83,500	83,500	-	31,456	52,044	Budget	83,500	83,500	-	-
Connect OR Grant / Waterhouse Trail Segment 4	-	-	200,000	200,000	200,000	-	-	200,000	Budget	200,000	200,000	-	-
LWCF Grant / Raleigh Park Shelter	-	-	50,000	50,000	50,000	-	-	50,000	Budget	50,000	50,000	-	-
LGGP Grant / Terra Linda Park Shelter	-	-	40,000	40,000	40,000	-	-	40,000	Budget	40,000	40,000	-	-
LGGP Grant / Roger Tilbury Park Phase 2	-	-	212,500	212,500	212,500	-	-	212,500	Budget	212,500	212,500	-	-
Bethany Creek Falls 1 & 2 - Project Management	-	-	120,500	120,500	120,500	-	7,451	113,049	Budget	120,500	120,500	-	-
Bethany Terrace Trail #11 - Project Management	-	-	10,500	10,500	10,500	-	-	10,500	Budget	10,500	10,500	-	-
New Neighborhood Park Master Plans (2)	-	-	150,000	150,000	150,000	-	-	150,000	Budget	150,000	150,000	-	-
New Neighborhood Park Development	-	-	1,500,000	1,500,000	1,500,000	-	-	1,500,000	Budget	1,500,000	1,500,000	-	-
SW Quadrant Community Center - Site Feasibility	-	-	60,000	60,000	60,000	-	-	60,000	Budget	60,000	60,000	-	-
Natural Area Master Plan	-	-	100,000	100,000	100,000	-	-	100,000	Budget	100,000	100,000	-	-
Undesignated Projects	-	-	2,742,793	2,742,793	2,742,793	-	-	2,742,793	Budget	2,742,793	2,742,793	-	-
TOTAL DEVELOPMENT/IMPROVEMENT PROJECTS	3,337,405	805,025	5,845,918	9,183,323	6,650,943	2,339,750	341,618	6,309,325		8,990,693	6,650,943	192,630	-
GRAND TOTAL SDC FUND	4,127,405	1,595,025	7,845,918	11,973,323	9,440,943	2,339,750	673,911	8,767,032		11,780,693	9,440,943	192,630	-

KEY
Budget Estimate based on original budget - not started and/or no basis for change
Deferred Some or all of Project has been eliminated to reduce overall capital costs for year.
Award Estimate based on Contract Award amount or quote price estimates
Complete Project completed - no additional estimated costs to complete.

Tualatin Hills Park and Recreation District
Monthly Bond Capital Projects Report
Estimated Cost vs. Budget
Through 11/30/2014

Quad-rant	Project Code	Description	Project Budget			Project Expenditures			Estimated Cost to Complete	Basis of Estimate (Completed Phase)	Project Cumulative Cost	Variance		
			Initial Project Budget	Adjustments	Current Total Project Budget FY 14/15	Expended Prior Years	Expended Year-to-Date	Total Expended to Date				Est. Cost (Over) Under Budget	Cost Expended to Budget	Cost Expended to Total Cost
			(1)	(2)	(1+2)=(3)	(4)	(5)	(4+5)=(6)	(7)	(6+7)=(9)	(3-9) = (10)	(6) / (3)	(6)/(9)	
BOND CAPITAL PROJECTS FUND														
<u>New Neighborhood Parks Development</u>														
SE	91-901	AM Kennedy Park & Athletic Field	1,285,250	50,470	1,335,720	1,686,530	-	1,686,530	-	Complete	1,686,530	(350,810)	126.3%	100.0%
SW	91-902	Barsotti Park & Athletic Field	1,285,250	27,134	1,312,384	1,258,105	-	1,258,105	-	Complete	1,258,105	54,279	95.9%	100.0%
NW	91-903	Hansen Ridge Park (formerly Kaiser Ridge)	771,150	16,035	787,185	753,743	-	753,743	-	Complete	753,743	33,442	95.8%	100.0%
SW	91-904	Roy Dancer Park	771,150	16,308	787,458	651,272	-	651,272	-	Complete	651,272	136,186	82.7%	100.0%
NE	91-905	Roger Tilbury Park	771,150	19,335	790,485	291,348	465,861	757,209	161,334	Bid Award	918,543	(128,058)	95.8%	82.4%
Total New Neighborhood Parks Development			4,883,950	129,282	5,013,232	4,640,998	465,861	5,106,859	161,334		5,268,193	(254,961)	101.9%	96.9%
Authorized Use of Savings from Bond Issuance														
UND	Administration Category		-	254,961	254,961	-	-	-	-	N/A	-	254,961	n/a	n/a
Total New Neighborhood Parks Development			4,883,950	384,243	5,268,193	4,640,998	465,861	5,106,859	161,334		5,268,193	-	96.9%	96.9%
<u>Renovate & Redevelop Neighborhood Parks</u>														
NE	91-906	Cedar Mill Park, Trail & Athletic Fields	1,125,879	29,166	1,155,045	304,437	510,520	814,957	225,009	Bid Award	1,039,966	115,079	70.6%	78.4%
SE	91-907	Camille Park	514,100	28,634	542,734	585,471	-	585,471	-	Complete	585,471	(42,737)	107.9%	100.0%
NW	91-908	Somerset West Park	1,028,200	27,247	1,055,447	154,298	5,078	159,376	2,285,619	A&E	2,444,995	(1,389,548)	15.1%	6.5%
NW	91-909	Pioneer Park and Bridge Replacement	544,934	21,059	565,993	533,358	-	533,358	-	Complete	533,358	32,635	94.2%	100.0%
SE	91-910	Vista Brook Park	514,100	20,452	534,552	733,500	-	733,500	-	Complete	733,500	(198,948)	137.2%	100.0%
Total Renovate & Redevelop Neighborhood Parks			3,727,213	126,558	3,853,771	2,311,064	515,598	2,826,662	2,510,628		5,337,290	(1,483,519)	73.3%	53.0%
<u>New Neighborhood Parks Land Acquisition</u>														
NW	98-880-a	New Neighborhood Park - NW Quadrant (Biles)	1,500,000	28,467	1,528,467	1,041,404	-	1,041,404	-	Complete	1,041,404	487,063	68.1%	100.0%
NW	98-880-b	New Neighborhood Park - NW Quadrant (Living Hope)	-	-	-	1,060,935	6,789	1,067,724	-	Complete	1,067,724	(1,067,724)	n/a	100.0%
NW	98-880-c	New Neighborhood Park - NW Quadrant	-	-	-	36,849	3,765	40,614	685,222	Award	725,836	(725,836)	n/a	5.6%
NW	98-880-d	New Neighborhood Park - NW Quadrant (PGE)	-	-	-	62,712	-	62,712	-	Complete	62,712	(62,712)	n/a	100.0%
NE	98-745-a	New Neighborhood Park - NE Quadrant (Wilson)	1,500,000	27,735	1,527,735	525,108	2,926	528,034	-	Complete	528,034	999,701	34.6%	100.0%
NE	98-745-b	New Neighborhood Park - NE Quadrant (Lehman - formerly undesignated)	1,500,000	31,870	1,531,870	2,094,725	-	2,094,725	-	Complete	2,094,725	(562,855)	136.7%	100.0%
SW	98-746-a	New Neighborhood Park - SW Quadrant (Sterling Savings)	1,500,000	24,453	1,524,453	1,058,925	-	1,058,925	-	Complete	1,058,925	465,528	69.5%	100.0%
SW	98-746-b	New Neighborhood Park - SW Quadrant (Altishin)	-	-	-	546,751	-	546,751	-	Complete	546,751	(546,751)	n/a	100.0%
SW	98-746-c	New Neighborhood Park - SW Quadrant (Hung easement for Roy Dancer Park)	-	-	-	60,006	-	60,006	-	Complete	60,006	(60,006)	n/a	100.0%
SE	98-747	New Neighborhood Park - SE Quadrant (Cobb)	1,500,000	15,547	1,515,547	2,559,230	148	2,559,378	-	Complete	2,559,378	(1,043,831)	168.9%	100.0%
NW	98-748	New Neighborhood Park (North Bethany) (McGettigan)	1,500,000	23,667	1,523,667	1,629,690	-	1,629,690	-	Complete	1,629,690	(106,023)	107.0%	100.0%
UND	98-749	New Neighborhood Park - Undesignated	-	-	-	-	-	-	-	Reallocated	-	-	n/a	0.0%
Sub-total New Neighborhood Parks			9,000,000	151,739	9,151,739	10,676,335	13,628	10,689,963	685,222		11,375,185	(2,223,446)	116.8%	94.0%
Authorized Use of Savings from New Community Park														
UND	Land Acquisition Category		-	1,655,677	1,655,677	-	-	-	-	N/A	-	1,655,677	n/a	n/a
Authorized Use of Savings from Community Center / Community														
UND	Park Land Acquisition Category		-	567,769	567,769	-	-	-	-	N/A	-	567,769	n/a	n/a
Total New Neighborhood Parks			9,000,000	2,375,185	11,375,185	10,676,335	13,628	10,689,963	685,222		11,375,185	-	94.0%	94.0%
<u>New Community Park Development</u>														
SW	92-915	SW Community Park & Athletic Field	7,711,500	209,033	7,920,533	167,374	119,363	286,737	11,368,532	Master Plan	11,655,269	(3,734,736)	3.6%	2.5%
Sub-total New Community Park Development			7,711,500	209,033	7,920,533	167,374	119,363	286,737	11,368,532		11,655,269	(3,734,736)	3.6%	2.5%
Outside Funding from Washington County / Metro														
UND	Transferred from Community Center Land Acquisition		-	384,251	384,251	-	-	-	-	N/A	-	384,251	n/a	n/a
Total New Community Park Development			7,711,500	593,284	8,304,784	167,374	119,363	286,737	11,368,532		11,655,269	(3,350,485)	3.5%	2.5%

Tualatin Hills Park and Recreation District
Monthly Bond Capital Projects Report
Estimated Cost vs. Budget
Through 11/30/2014

Quad-rant	Project Code	Description	Project Budget			Project Expenditures			Estimated Cost to Complete	Basis of Estimate (Completed Phase)	Project Cumulative Cost	Variance		
			Initial Project Budget	Adjustments	Current Total Project Budget FY 14/15	Expended Prior Years	Expended Year-to-Date	Total Expended to Date				Est. Cost (Over) Under Budget	Cost Expended to Budget	Cost Expended to Total Cost
			(1)	(2)	(1+2)=(3)	(4)	(5)	(4+5)=(6)	(7)		(6+7)=(9)	(3-9) = (10)	(6) / (3)	(6)/(9)
<u>New Community Park Land Acquisition</u>														
NE	98-881-a	New Community Park - NE Quadrant (Teufel)	10,000,000	132,657	10,132,657	8,103,899	-	8,103,899	-	Complete	8,103,899	2,028,758	80.0%	100.0%
NE	98-881-b	Community Park Expansion - NE Quad (BSD/William Walker)	-	-	-	372,655	426	373,081	-	Complete	373,081	(373,081)	n/a	100.0%
Sub-total New Community Park			10,000,000	132,657	10,132,657	8,476,554	426	8,476,980	-		8,476,980	1,655,677	83.7%	100.0%
UND		Authorized Use of Savings for New Neighborhood Parks Land Acquisition Category	-	(1,655,677)	(1,655,677)	-	-	-	-	N/A	-	(1,655,677)	n/a	n/a
Total New Community Park			10,000,000	(1,523,020)	8,476,980	8,476,554	426	8,476,980	-		8,476,980	-	100.0%	100.0%
<u>Renovate and Redevelop Community Parks</u>														
NE	92-916	Cedar Hills Park & Athletic Field	6,194,905	166,269	6,361,174	173,955	26,377	200,332	7,847,897	A&E	8,048,229	(1,687,055)	3.1%	2.5%
SE	92-917	Schiffler Park	3,598,700	72,672	3,671,372	2,647,176	-	2,647,176	-	Complete	2,647,176	1,024,196	72.1%	100.0%
Total Renovate and Redevelop Community Parks			9,793,605	238,941	10,032,546	2,821,131	26,377	2,847,508	7,847,897		10,695,405	(662,859)	28.4%	26.6%
<u>Natural Area Preservation - Restoration</u>														
NE	97-963	Roger Tilbury Memorial Park	30,846	828	31,674	1,310	34	1,344	30,330	Planning	31,674	-	4.2%	4.2%
NE	97-964	Cedar Mill Park	30,846	835	31,681	193	3	196	29,960	Planning	30,156	1,525	0.6%	0.6%
NE	97-965	Jordan/Jackie Husen Park	308,460	8,275	316,735	24,317	1,789	26,106	31,294	Preparation	57,400	259,335	8.2%	45.5%
NW	97-966	NE/Bethany Meadows Trail Habitat Connection	246,768	6,693	253,461	-	-	-	253,461	On Hold	253,461	-	0.0%	0.0%
NW	97-967	Hansen Ridge Park (formerly Kaiser Ridge)	10,282	243	10,525	8,186	-	8,186	4,814	Planning	13,000	(2,475)	77.8%	63.0%
NW	97-968	Allenbach Acres Park	41,128	1,094	42,222	3,514	1,000	4,514	37,076	Planning	41,590	632	10.7%	10.9%
NW	97-969	Crystal Creek Park	205,640	5,530	211,170	5,374	14	5,388	107,160	Preparation	112,548	98,622	2.6%	4.8%
NE	97-970	Foothills Park	61,692	1,143	62,835	46,178	-	46,178	-	Complete	46,178	16,657	73.5%	100.0%
NE	97-971	Commonwealth Lake Park	41,128	759	41,887	30,809	-	30,809	-	Complete	30,809	11,078	73.6%	100.0%
NW	97-972	Tualatin Hills Nature Park	90,800	2,278	93,078	27,696	-	27,696	12,716	Planting	40,412	52,666	29.8%	68.5%
NE	97-973	Pioneer Park	10,282	233	10,515	7,490	5	7,495	2,952	Planning	10,447	68	71.3%	71.7%
NW	97-974	Whispering Woods Park	51,410	897	52,307	48,871	-	48,871	6,748	Planting	55,619	(3,312)	93.4%	87.9%
NW	97-975	Willow Creek Nature Park	20,564	383	20,947	21,877	-	21,877	-	Complete	21,877	(930)	104.4%	100.0%
SE	97-976	AM Kennedy Park	30,846	667	31,513	24,695	3	24,698	8,002	Planting	32,700	(1,187)	78.4%	75.5%
SE	97-977	Camille Park	77,115	1,648	78,763	59,248	1,751	60,999	11,354	Planting	72,353	6,410	77.4%	84.3%
SE	97-978	Vista Brook Park	20,564	548	21,112	3,044	-	3,044	17,456	Planting	20,500	612	14.4%	14.8%
SE	97-979	Greenway Park/Koll Center	61,692	1,576	63,268	30,704	5,030	35,734	27,266	Planning	63,000	268	56.5%	56.7%
SE	97-980	Bauman Park	82,256	1,984	84,240	30,134	19	30,153	53,179	Planting	83,332	908	35.8%	36.2%
SE	97-981	Fanno Creek Park	162,456	4,368	166,824	5,022	90	5,112	160,818	Planning	165,930	894	3.1%	3.1%
SE	97-982	Hideaway Park	41,128	976	42,104	30,949	2,271	33,220	8,737	Planting	41,957	147	78.9%	79.2%
SW	97-983	Murrayhill Park	61,692	1,014	62,706	65,706	6	65,712	-	Complete	65,712	(3,006)	104.8%	100.0%
SE	97-984	Hyland Forest Park	71,974	1,316	73,290	58,821	3,300	62,121	8,879	Planting	71,000	2,290	84.8%	87.5%
SW	97-985	Cooper Mountain	205,640	5,577	211,217	14	-	14	211,203	On Hold	211,217	-	0.0%	0.0%
SW	97-986	Winkelman Park	10,282	237	10,519	5,894	-	5,894	-	Complete	5,894	4,625	56.0%	100.0%
SW	97-987	Lowami Hart Woods	287,896	7,680	295,576	36,144	4,460	40,604	124,396	Planning	165,000	130,576	13.7%	24.6%
SW	97-988	Rosa/Hazeldale Parks	28,790	708	29,498	11,563	7	11,570	17,680	Planting	29,250	248	39.2%	39.6%
SW	97-989	Mt Williams Park	102,820	2,787	105,607	244	-	244	105,363	Planning	105,607	-	0.2%	0.2%
SW	97-990	Jenkins Estate	154,230	3,309	157,539	128,915	3,786	132,701	10,876	Planting	143,577	13,962	84.2%	92.4%
SW	97-991	Summercrest Park	10,282	188	10,470	7,987	-	7,987	-	Complete	7,987	2,483	76.3%	100.0%
SW	97-992	Morrison Woods	61,692	1,672	63,364	0	-	0	63,364	On Hold	63,364	-	0.0%	0.0%
UND	97-993	Interpretive Sign Network	339,306	8,697	348,003	159,784	101,101	260,885	78,415	Sign Fabrication	339,300	8,703	75.0%	76.9%
NW	97-994	Beaverton Creek Trail	61,692	1,673	63,365	-	-	-	63,365	On Hold	63,365	-	0.0%	0.0%
NW	97-995	Bethany Wetlands/Bronson Creek	41,128	1,116	42,244	-	-	-	42,244	On Hold	42,244	-	0.0%	0.0%
NW	97-996	Bluegrass Downs Park	15,423	418	15,841	-	-	-	15,841	On Hold	15,841	-	0.0%	0.0%
NW	97-997	Crystal Creek	41,128	1,116	42,244	-	-	-	42,244	On Hold	42,244	-	0.0%	0.0%
UND	97-914	Restoration of new properties to be acquired	643,023	17,440	660,463	598	-	598	659,865	On Hold	660,463	-	0.1%	0.1%
Total Natural Area Restoration			3,762,901	95,906	3,858,807	885,281	124,669	1,009,950	2,247,058		3,257,008	601,799	26.2%	31.0%
<u>Natural Area Preservation - Land Acquisition</u>														
UND	98-882	Natural Area Acquisitions	8,400,000	202,355	8,602,355	3,962,232	352,897	4,315,129	4,287,226	Budget	8,602,355	-	50.2%	50.2%
Total Natural Area Preservation - Land Acquisition			8,400,000	202,355	8,602,355	3,962,232	352,897	4,315,129	4,287,226		8,602,355	-	50.2%	50.2%
<u>New Linear Park and Trail Development</u>														

Tualatin Hills Park and Recreation District
Monthly Bond Capital Projects Report
Estimated Cost vs. Budget
Through 11/30/2014

Quad- rant	Project Code	Description	Project Budget			Project Expenditures			Estimated Cost to Complete	Basis of Estimate (Completed Phase)	Project Cumulative Cost	Variance		
			Initial Project Budget	Adjustments	Current Total Project Budget FY 14/15	Expended Prior Years	Expended Year-to-Date	Total Expended to Date				Est. Cost (Over) Under Budget	Cost Expended to Budget	Cost Expended to Total Cost
			(1)	(2)	(1+2)=(3)	(4)	(5)	(4+5)=(6)	(7)		(6+7)=(9)	(3-9) = (10)	(6) / (3)	(6)/(9)
SW	93-918	Westside Trail Segments 1, 4, & 7	4,267,030	83,702	4,350,732	4,395,221	-	4,395,221	-	Complete	4,395,221	(44,489)	101.0%	100.0%
NE	93-920	Jordan/Husen Park Trail	1,645,120	45,644	1,690,764	1,227,496	-	1,227,496	-	Complete	1,227,496	463,268	72.6%	100.0%
NW	93-924	Waterhouse Trail Segments 1, 5 & West Spur	3,804,340	77,258	3,881,598	4,311,409	23,397	4,334,806	181,160	Bid Award	4,515,966	(634,368)	111.7%	96.0%
NW	93-922	Rock Creek Trail #5 & Allenbach, North Bethany #2	2,262,040	76,231	2,338,271	1,729,048	73	1,729,121	795,375	On Hold	2,524,496	(186,225)	73.9%	68.5%
UND	93-923	Miscellaneous Natural Trails	100,000	2,480	102,480	29,454	75	29,529	72,951	Budget	102,480	-	28.8%	28.8%
NW	91-912	Nature Park - Old Wagon Trail	359,870	3,094	362,964	238,702	-	238,702	-	Complete	238,702	124,262	65.8%	100.0%
NE	91-913	NE Quadrant Trail - Bluffs Phase 2	257,050	14,714	271,764	414,817	-	414,817	-	Complete	414,817	(143,053)	152.6%	100.0%
SW	93-921	Lowami Hart Woods	822,560	55,532	878,092	1,271,006	-	1,271,006	-	Complete	1,271,006	(392,914)	144.7%	100.0%
NW	91-911	Westside - Waterhouse Trail Connection	1,542,300	40,346	1,582,646	197,910	43,027	240,937	661,261	Design Dev	902,198	680,448	15.2%	26.7%
Total New Linear Park and Trail Development			15,060,310	399,001	15,459,311	13,815,063	66,572	13,881,635	1,710,747		15,592,382	(133,071)	89.8%	89.0%
<u>New Linear Park and Trail Land Acquisition</u>														
UND	98-883	New Linear Park and Trail Acquisitions	1,200,000	22,858	1,222,858	1,193,314	20,977	1,214,291	8,567	Budget	1,222,858	-	99.3%	99.3%
Total New Linear Park and Trail Land Acquisition			1,200,000	22,858	1,222,858	1,193,314	20,977	1,214,291	8,567		1,222,858	-	99.3%	99.3%
<u>Multi-field/Multi-purpose Athletic Field Development</u>														
SW	94-925	Winkelman Athletic Field	514,100	34,434	548,534	941,843	-	941,843	-	Complete	941,843	(393,309)	171.7%	100.0%
SE	94-926	Meadow Waye Park	514,100	4,791	518,891	407,340	-	407,340	-	Complete	407,340	111,551	78.5%	100.0%
NW	94-927	New Fields in NW Quadrant	514,100	13,943	528,043	75	-	75	527,968	Budget	528,043	-	0.0%	0.0%
NE	94-928	New Fields in NE Quadrant (Cedar Mill Park)	514,100	13,893	527,993	5,192	522,801	527,993	-	Bid Award	527,993	-	100.0%	100.0%
SW	94-929	New Fields in SW Quadrant	514,100	13,933	528,033	669	-	669	527,364	Budget	528,033	-	0.1%	0.1%
SE	94-930	New Fields in SE Quadrant	514,100	13,944	528,044	123	374	497	527,547	Budget	528,044	-	0.1%	0.1%
Total Multi-field/Multi-purpose Athletic Field Dev.			3,084,600	94,938	3,179,538	1,355,242	523,175	1,878,417	1,582,879		3,461,296	(281,758)	59.1%	54.3%
<u>Deferred Park Maintenance Replacements</u>														
UND	96-960	Play Structure Replacements at 11 sites	810,223	3,685	813,908	772,530	350	772,880	-	Complete	772,880	41,028	95.0%	100.0%
NW	96-720	Bridge/boardwalk replacement - Willow Creek	96,661	1,276	97,937	127,277	-	127,277	-	Complete	127,277	(29,340)	130.0%	100.0%
SW	96-721	Bridge/boardwalk replacement - Rosa Park	38,909	369	39,278	38,381	-	38,381	-	Complete	38,381	897	97.7%	100.0%
SW	96-722	Bridge/boardwalk replacement - Jenkins Estate	7,586	34	7,620	28,430	-	28,430	-	Complete	28,430	(20,810)	373.1%	100.0%
SE	96-723	Bridge/boardwalk replacement - Hartwood Highlands	10,767	134	10,901	985	-	985	-	Cancelled	985	9,916	9.0%	100.0%
NE	96-998	Irrigation Replacement at Roxbury Park	48,854	63	48,917	41,902	-	41,902	-	Complete	41,902	7,015	85.7%	100.0%
UND	96-999	Pedestrian Path Replacement at 3 sites	116,687	150	116,837	118,039	-	118,039	-	Complete	118,039	(1,202)	101.0%	100.0%
SW	96-946	Permeable Parking Lot at Aloha Swim Center	160,914	1,515	162,429	191,970	-	191,970	-	Complete	191,970	(29,541)	118.2%	100.0%
NE	96-947	Permeable Parking Lot at Sunset Swim Center	160,914	3,401	164,315	512,755	-	512,755	-	Complete	512,755	(348,440)	312.1%	100.0%
Sub-total Deferred Park Maintenance Replacements			1,451,515	10,627	1,462,142	1,832,269	350	1,832,619	-		1,832,619	(370,477)	1321.7%	900.0%
UND		Authorized Use of Savings from Facility Expansion & Improvements Category	-	177,920	177,920	-	-	-	-	N/A	-	177,920	n/a	n/a
UND		Authorized Use of Savings from Bond Issuance Administration Category	-	192,557	192,557	-	-	-	-	N/A	-	192,557	n/a	n/a
Total Deferred Park Maintenance Replacements			1,451,515	381,104	1,832,619	1,832,269	350	1,832,619	-		1,832,619	-	100.0%	100.0%
<u>Facility Rehabilitation</u>														
UND	95-931	Structural Upgrades at Several Facilities	317,950	(195,027)	122,923	109,345	1,559	110,904	-	Complete	110,904	12,019	90.2%	100.0%
SW	95-932	Structural Upgrades at Aloha Swim Center	406,279	8,432	414,711	518,302	-	518,302	-	Complete	518,302	(103,591)	125.0%	100.0%
SE	95-933	Structural Upgrades at Beaverton Swim Center	1,447,363	35,101	1,482,464	775,636	5,013	780,649	100,000	Master Plan	880,649	601,816	52.7%	88.6%
NE	95-934	Structural Upgrades at Cedar Hills Recreation Center	628,087	16,739	644,826	46,749	1,108	47,857	262,143	Design Dev	310,000	334,826	7.4%	15.4%
SW	95-935	Structural Upgrades at Conestoga Rec/Aquatic Ctr	44,810	833	45,643	66,762	-	66,762	-	Complete	66,762	(21,119)	146.3%	100.0%
SE	95-937	Structural Upgrades at Garden Home Recreation Center	486,935	13,206	500,141	11,234	2,265	13,499	627,349	A&E	640,848	(140,707)	2.7%	2.1%
SE	95-938	Structural Upgrades at Harman Swim Center	179,987	2,779	182,766	73,115	-	73,115	-	Complete	73,115	109,651	40.0%	100.0%
NW	95-939-a	Structural Upgrades at HMT/50 Mtr Pool/Aquatic Ctr	312,176	4,692	316,868	233,369	-	233,369	-	Complete	233,369	83,499	73.6%	100.0%
NW	95-939-b	Structural Upgrades at HMT Aquatic Ctr - Roof Replacement	-	200,000	200,000	-	-	-	200,000	A&E	200,000	-	0.0%	0.0%
NW	95-940	Structural Upgrades at HMT Administration Building	397,315	6,080	403,395	299,599	-	299,599	-	Complete	299,599	103,796	74.3%	100.0%
NW	95-941	Structural Upgrades at HMT Athletic Center	65,721	85	65,806	66,000	-	66,000	-	Complete	66,000	(194)	100.3%	100.0%
NW	95-942	Structural Upgrades at HMT Dryland Training Ctr	116,506	2,101	118,607	75,686	-	75,686	-	Complete	75,686	42,921	63.8%	100.0%
NW	95-943	Structural Upgrades at HMT Tennis Center	268,860	4,949	273,809	74,804	-	74,804	-	Complete	74,804	199,005	27.3%	100.0%

Tualatin Hills Park and Recreation District
Monthly Bond Capital Projects Report
Estimated Cost vs. Budget
Through 11/30/2014

Quad-rant	Project Code	Description	Project Budget			Project Expenditures			Estimated Cost to Complete	Basis of Estimate (Completed Phase)	Project Cumulative Cost	Variance	
			Initial Project Budget	Adjustments	Current Total Project Budget FY 14/15	Expended Prior Years	Expended Year-to-Date	Total Expended to Date				Est. Cost (Over) Under Budget	Cost Expended to Budget
			(1)	(2)	(1+2)=(3)	(4)	(5)	(4+5)=(6)	(7)	(6+7)=(9)	(3-9) = (10)	(6) / (3)	(6)/(9)
SE	95-944	Structural Upgrades at Raleigh Swim Center	4,481	6	4,487	5,703	-	5,703	-	5,703	(1,216)	127.1%	100.0%
NW	95-945	Structural Upgrades at Somerset Swim Center	8,962	12	8,974	9,333	-	9,333	-	9,333	(359)	104.0%	100.0%
NE	95-950	Sunset Swim Center Structural Upgrades	1,028,200	16,245	1,044,445	626,419	-	626,419	-	626,419	418,026	60.0%	100.0%
NE	95-951	Sunset Swim Center Pool Tank	514,100	275	514,375	308,574	-	308,574	-	308,574	205,801	60.0%	100.0%
UND	95-962	Auto Gas Meter Shut Off Valves at All Facilities	-	-	-	-	-	-	15,000	15,000	(15,000)	0.0%	0.0%
		Total Facility Rehabilitation	6,227,732	116,508	6,344,240	3,300,630	9,945	3,310,575	1,204,492	4,515,067	1,829,174	52.2%	73.3%
		Facility Expansion and Improvements											
SE	95-952	Elsie Stuhr Center Expansion & Structural Improvements	1,997,868	30,311	2,028,179	2,039,367	-	2,039,367	-	2,039,367	(11,188)	100.6%	100.0%
SW	95-953	Conestoga Rec/Aquatic Expansion & Splash Pad	5,449,460	83,658	5,533,118	5,435,930	-	5,435,930	-	5,435,930	97,188	98.2%	100.0%
SW	95-954	Aloha ADA Dressing Rooms	123,384	158	123,542	178,764	-	178,764	-	178,764	(55,222)	144.7%	100.0%
NW	95-955	Aquatics Center ADA Dressing Rooms	133,666	1,083	134,749	180,540	-	180,540	-	180,540	(45,791)	134.0%	100.0%
NE	95-956	Athletic Center HVAC Upgrades	514,100	654	514,754	321,821	-	321,821	-	321,821	192,933	62.5%	100.0%
		Sub-total Facility Expansion and Improvements	8,218,478	115,864	8,334,342	8,156,422	-	8,156,422	-	8,156,422	177,920	97.9%	100.0%
UND		Authorized Use of Savings for Deferred Park Maintenance Replacements Category	-	(177,920)	(177,920)	-	-	-	-	-	(177,920)	n/a	n/a
		Total Facility Expansion and Improvements	8,218,478	(62,056)	8,156,422	8,156,422	-	8,156,422	-	8,156,422	-	100.0%	100.0%
		ADA/Access Improvements											
NW	95-957	HMT ADA Parking & other site improvement	735,163	19,029	754,192	165,254	558,795	724,049	275,753	999,802	(245,610)	96.0%	72.4%
UND	95-958	ADA Improvements - undesignated funds	116,184	2,663	118,847	72,245	-	72,245	-	72,245	46,602	60.8%	100.0%
SW	95-730	ADA Improvements - Barrows Park	8,227	104	8,331	6,825	-	6,825	-	6,825	1,506	81.9%	100.0%
NW	95-731	ADA Improvements - Bethany Lake Park	20,564	194	20,758	25,566	-	25,566	-	25,566	(4,808)	123.2%	100.0%
NE	95-732	ADA Improvements - Cedar Hills Recreation Center	8,226	130	8,356	8,255	-	8,255	-	8,255	101	98.8%	100.0%
NE	95-733	ADA Improvements - Forest Hills Park	12,338	197	12,535	23,416	-	23,416	-	23,416	(10,881)	186.8%	100.0%
SE	95-734	ADA Improvements - Greenway Park	15,423	196	15,619	-	-	-	-	-	15,619	0.0%	0.0%
SW	95-735	ADA Improvements - Jenkins Estate	16,450	262	16,712	11,550	-	11,550	-	11,550	5,162	69.1%	100.0%
SW	95-736	ADA Improvements - Lawndale Park	30,846	40	30,886	16,626	-	16,626	-	16,626	14,260	53.8%	100.0%
NE	95-737	ADA Improvements - Lost Park	15,423	245	15,668	15,000	-	15,000	-	15,000	668	95.7%	100.0%
NW	95-738	ADA Improvements - Rock Crk Pwrlne Prk (Soccer Fld)	20,564	327	20,891	17,799	-	17,799	-	17,799	3,092	85.2%	100.0%
NW	95-739	ADA Improvements - Skyview Park	5,140	82	5,222	7,075	-	7,075	-	7,075	(1,853)	135.5%	100.0%
NW	95-740	ADA Improvements - Waterhouse Powerline Park	8,226	176	8,402	8,402	-	8,402	-	8,402	-	100.0%	100.0%
NE	95-741	ADA Improvements - West Sylvan Park	5,140	82	5,222	5,102	-	5,102	-	5,102	120	97.7%	100.0%
SE	95-742	ADA Improvements - Wonderland Park	10,282	163	10,445	4,915	-	4,915	-	4,915	5,530	47.1%	100.0%
		Total ADA/Access Improvements	1,028,196	23,890	1,052,086	388,030	558,795	946,825	275,753	1,222,578	(170,491)	90.0%	77.4%
UND		Authorized Use of Savings from Bond Issuance Administration Category	-	170,491	170,491	-	-	-	-	-	170,491	n/a	n/a
		Total ADA/Access Improvements	1,028,196	194,381	1,222,577	388,030	558,795	946,825	275,753	1,222,578	-	77.4%	77.4%
		Community Center Land Acquisition											
UND	98-884-a	Community Center / Community Park (SW Quadrant)	5,000,000	103,517	5,103,517	853,224	16,191	869,415	506,248	1,375,663	3,727,854	17.0%	63.2%
UND	98-884-b	Community Center / Community Park (SW Quadrant)	-	-	-	2,322,745	-	2,322,745	-	2,322,745	(2,322,745)	n/a	100.0%
		Sub-total Community Center Land Acquisition	5,000,000	103,517	5,103,517	3,175,969	16,191	3,192,160	506,248	3,698,408	1,405,109	62.5%	86.3%
UND		Outside Funding from Washington County Transferred to New Community Park Development	-	(176,000)	(176,000)	-	-	-	-	-	(176,000)	n/a	n/a
UND		Outside Funding from Metro Transferred to New Community Park Development	-	(208,251)	(208,251)	-	-	-	-	-	(208,251)	n/a	n/a
UND		Authorized Use of Savings for New Neighborhood Parks Land Acquisition Category	-	(567,769)	(567,769)	-	-	-	-	-	(567,769)	n/a	n/a
		Total Community Center Land Acquisition	5,000,000	(848,503)	4,151,497	3,175,969	16,191	3,192,160	506,248	3,698,408	453,089	76.9%	86.3%

Tualatin Hills Park and Recreation District
Monthly Bond Capital Projects Report
Estimated Cost vs. Budget
Through 11/30/2014

Quad-rant	Project Code	Description	Project Budget			Project Expenditures			Estimated Cost to Complete	Basis of Estimate (Completed Phase)	Project Cumulative Cost	Variance		
			Initial Project Budget	Adjustments	Current Total Project Budget FY 14/15	Expended Prior Years	Expended Year-to-Date	Total Expended to Date				Est. Cost (Over) Under Budget	Cost Expended to Budget	Cost Expended to Total Cost
			(1)	(2)	(1+2)=(3)	(4)	(5)	(4+5)=(6)	(7)	(6+7)=(9)	(3-9) = (10)	(6) / (3)	(6)/(9)	
Bond Administration Costs														
ADM		Debt Issuance Costs	1,393,000	(539,654)	853,346	24,772	-	24,772	-	Complete	24,772	828,574	2.9%	100.0%
ADM		Bond Accountant Personnel Costs	-	241,090	241,090	197,330	34,721	232,051	88,841	Budget	320,892	(79,802)	96.3%	72.3%
ADM		Deputy Director of Planning Personnel Costs	-	57,454	57,454	57,454	-	57,454	-	Complete	57,454	-	n/a	100.0%
ADM		Communications Support	-	50,000	50,000	12,675	-	12,675	37,325	Budget	50,000	-	25.4%	25.4%
ADM		Technology Needs	18,330	-	18,330	23,952	-	23,952	-	Complete	23,952	(5,622)	130.7%	100.0%
ADM		Office Furniture	7,150	-	7,150	5,378	-	5,378	-	Complete	5,378	1,772	75.2%	100.0%
ADM		Admin/Consultant Costs	31,520	-	31,520	48,093	-	48,093	-	Complete	48,093	(16,573)	152.6%	100.0%
Sub-total Bond Administration Costs			1,450,000	(191,110)	1,258,890	369,654	34,721	404,375	126,166		530,541	728,349	32.1%	76.2%
UND		Authorized Use of Savings for Deferred Park Maintenance Replacements Category	-	(192,557)	(192,557)	-	-	-	-	N/A	-	(192,557)	n/a	n/a
UND		Authorized Use of Savings for New Neighborhood Parks Development Category	-	(254,961)	(254,961)	-	-	-	-	N/A	-	(254,961)	n/a	n/a
UND		Authorized Use of Savings for ADA/Access Improvements Category	-	(170,491)	(170,491)	-	-	-	-	N/A	-	(170,491)	n/a	n/a
Total Bond Administration Costs			1,450,000	(809,119)	640,881	369,654	34,721	404,375	126,166		530,541	110,340	63.1%	76.2%
Grand Total			100,000,000	1,982,564	101,982,564	67,527,561	2,849,544	70,377,105	34,522,749		104,899,855	(2,917,290)	69.0%	67.1%

THPRD Bond Capital Program
Funds Reprogramming Analysis - Based on Category Transfer Eligibility
As of 11/30/2014

	Category (Over) Under Budget
Limited Reprogramming	
Land: New Neighborhood Park	-
New Community Park	-
New Linear Park	-
New Community Center	453,089
	453,089
Nat Res: Restoration	601,799
Acquisition	-
	601,799
All Other	
New Neighborhood Park Dev	-
Neighborhood Park Renov	(1,483,519)
New Community Park Dev	(3,350,485)
Community Park Renov	(662,859)
New Linear Parks and Trails	(133,071)
Athletic Field Development	(281,758)
Deferred Park Maint Replace	-
Facility Rehabilitation	1,829,174
ADA	-
Facility Expansion	-
Bond Admin Costs	110,340
	(3,972,178)
Grand Total	(2,917,290)



MEMORANDUM

Date: December 3, 2014

To: Board of Directors

From: Keith Hobson, Director of Business and Facilities

Re: **System Development Charge Report for October 2014**

The Board of Directors approved a resolution implementing the System Development Charge program on November 17, 1998. Below please find the various categories for SDC's, i.e., Single Family, Multiple Family and Non-residential Development. Also listed are the collection amounts for both the City of Beaverton and Washington County, and the 1.6% handling fee for collections through October 2014.

Type of Dwelling Unit	Current SDC per Type of Dwelling Unit
Single Family	\$5,524.00 with 1.6% discount = \$5,435.62
Multi-Family	\$4,131.00 with 1.6% discount = \$4,064.90
Non-residential	\$143.00 with 1.6% discount = \$140.71

<u>City of Beaverton Collection of SDCs</u>		<u>Receipts</u>	<u>Collection Fee</u>	<u>Total Revenue</u>
2,773	Single Family Units	\$7,460,383.26	\$209,465.38	\$7,669,848.64
15	Single Family Units at \$489.09	\$7,336.35	\$221.45	\$7,557.80
1,581	Multi-family Units	\$2,843,199.80	\$85,436.50	\$2,928,636.30
0	Less Multi-family credits	(\$7,957.55)	(\$229.36)	(\$8,186.91)
239	Non-residential	\$556,120.37	\$16,296.11	\$572,416.48
4,608		\$10,859,082.23	\$311,190.08	\$11,170,272.31

<u>Washington County Collection of SDCs</u>		<u>Receipts</u>	<u>Collection Fee</u>	<u>Total Revenue</u>
7,393	Single Family Units	\$21,892,812.74	\$566,365.85	\$22,459,178.59
-300	Less Credits	(\$623,548.98)	(\$19,285.02)	(\$642,834.00)
2,667	Multi-family Units	\$6,058,942.47	\$159,910.94	\$6,218,853.41
-24	Less Credits	(\$47,323.24)	(\$1,463.61)	(\$48,786.85)
129	Non-residential	\$606,281.25	\$15,190.87	\$621,472.12
9,865		\$27,887,164.24	\$720,719.03	\$28,607,883.27

<u>Recap by Agency</u>	<u>Percent</u>	<u>Receipts</u>	<u>Collection Fee</u>	<u>Total Revenue</u>
4,608	City of Beaverton	\$10,859,082.23	\$311,190.08	\$11,170,272.31
9,865	Washington County	\$27,887,164.24	\$720,719.03	\$28,607,883.27
14,473		\$38,746,246.47	\$1,031,909.11	\$39,778,155.58

<u>Recap by Dwelling</u>	<u>Single Family</u>	<u>Multi-Family</u>	<u>Non-Resident</u>	<u>Total</u>
City of Beaverton	2,788	1,581	239	4,608
Washington County	<u>7,093</u>	<u>2,643</u>	<u>129</u>	<u>9,865</u>
	<u>9,881</u>	<u>4,224</u>	<u>368</u>	<u>14,473</u>

Total Receipts to Date **\$41,874,091.10**

Total Payments to Date

Refunds	(\$2,066,073.93)	
Administrative Costs	(\$18.65)	
Project Costs -- Development	(\$21,982,285.75)	
<u>Project Costs -- Land Acquisition</u>	<u>(\$9,938,187.93)</u>	<u>(\$33,986,566.26)</u>
		<u>\$7,887,524.84</u>

<u>Recap by Month, FY 2014/15</u>	<u>Receipts</u>	<u>Expenditures</u>	<u>Interest</u>	<u>SDC Fund Total</u>
through June 2014	\$39,401,807.67	(\$33,486,508.43)	\$2,080,328.32	\$7,995,627.56
July	\$362,365.38	(\$20,803.83)	\$3,301.39	\$344,862.94
August	\$987,171.47	(\$393,225.74)	\$3,456.91	\$597,402.64
September	\$249,346.55	(\$17,712.96)	\$3,674.53	\$235,308.12
October	\$873,400.03	(\$68,315.30)	\$4,075.89	\$809,160.62
November	\$0.00	\$0.00	\$0.00	\$0.00
December	\$0.00	\$0.00	\$0.00	\$0.00
January	\$0.00	\$0.00	\$0.00	\$0.00
February	\$0.00	\$0.00	\$0.00	\$0.00
March	\$0.00	\$0.00	\$0.00	\$0.00
April	\$0.00	\$0.00	\$0.00	\$0.00
May	\$0.00	\$0.00	\$0.00	\$0.00
June	\$0.00	\$0.00	\$0.00	\$0.00
	<u>\$41,874,091.10</u>	<u>(\$33,986,566.26)</u>	<u>\$2,094,837.04</u>	<u>\$9,982,361.88</u>

<u>Recap by Month, by Unit</u>	<u>Single Family</u>	<u>Multi-Family</u>	<u>Non-Residential</u>	<u>Total Units</u>
through June 2014	9,738	3,809	359	13,906
July	47	24	5	76
August	18	217	2	237
September	27	27	2	56
October	52	146	0	198
November	0	0	0	0
December	0	0	0	0
January	0	0	0	0
February	0	0	0	0
March	0	0	0	0
April	0	0	0	0
May	0	0	0	0
June	0	0	0	0
	<u>9,882</u>	<u>4,223</u>	<u>368</u>	<u>14,473</u>

Projected SDC balance as of June 30, 2014 per the budget was \$6,458,262. Actual balance was \$7,635,896. This fiscal year's projected total receipts per the budget are \$2,982,681.

Tualatin Hills Park & Recreation District

Give the gift of health and happiness

Registration for
winter classes
and programs begins

Saturday, Dec. 13

for in-district residents

Monday, Dec. 15

For out-of-district residents

- Swim lessons
- Tennis classes
- Dance, gymnastics
and sports for children
- Adult fitness
- Nature programs
- Preschool activities
- Classes for adults 55+

For class schedules
and other info:

www.thprd.org
or **503-645-6433**

La línea de registraci3n en espa1ol estar1 disponible en s1bado, el 13 de diciembre, 8 am-6 pm. El n1mero especial para registrar es 503-439-9400. Usted necesita marcar #2 para asistencia en espa1ol. Para m1s informaci3n puede visitar www.thprd.org



TUALATIN HILLS
PARK & RECREATION DISTRICT

Valley Times,
December 4, 2014
and
December 11, 2014

Oregonian,
December 3, 2014



THPRD to usher in rate, program changes for out-of-district patrons

Winter program sign-ups for district residents start Saturday

Beaverton Valley Times

The Tualatin Hills Park and Recreation District is implementing changes beginning Jan. 1, 2015, designed to benefit fitness enthusiasts, military families and participants who live outside park district boundaries.

With registration for THPRD's winter programs starting on Saturday at 8 a.m. for in-district residents, district officials want to get the word out to help patrons understand the changes driven by the district's 2013 Comprehensive Plan Update.

Taking a new approach to its group fitness programming, the district is dropping the pre-registration requirement for more than 200 weekly group classes, including yoga, Pilates, Zumba, BodyPump and aqua fitness. Elsie Stuhr Center and Tualatin Hills Nature Center patrons may still preregister for some group fitness programs.

The district's new Deluxe Pass, which replaces the Frequent User Pass, allows patrons to participate in group fitness classes at any facility when space permits. It provides up to two hours of free childcare at participating facilities, and also includes access to pools, weight rooms, cardio equipment and other drop-in benefits included with the General Pass.

"We wanted to introduce a more user-friendly model to give guests better access to all of our facilities," said Sharon Hoffmeister, the park district's Aquatics Program superintendent. "The more you use it, the lower your cost per visit, and there's nothing lost when you don't go."

The Deluxe Pass for an adult age 18-57 can be purchased monthly for \$51.50 or at a dis-

counted rate for periods of three, six or 12 months. Daily admission to a fitness class, without the childcare benefit, is \$10 for in-district adults.

The district offers early registration and lower program fees to in-district residents, who support park and recreation services through property taxes. To encourage more participation from out-of-district residents, THPRD introduced an option that lets them choose to pay a 25 percent premium for each class taken, instead of the required assessment of \$80 quarterly or \$320 annually. This option will apply to all classes that begin after Jan. 2 as well as General Passes, Deluxe Passes and drop-in activities.

"This new option removes a barrier to participation for families outside the district without compromising the benefits enjoyed by members of our tax base," Hoffmeister said. "In fact, we believe our in-district residents will benefit as increased participation allows more classes to reach minimum enrollment."

To further encourage out-of-district participation, the district has shortened the out-of-district registration moratorium from six days to two days. As a result, winter term registration for out-of-district registration begins Monday, Dec. 15.

The district is also introducing a 10 percent discount for military personnel and veterans as well as dependent family members on Jan. 1.

"The idea of a discount for military personnel is one that has been discussed here at

THPRD for a long time," said Director of Planning Aisha Willits, who is overseeing implementation of the comprehensive plan update. "We are pleased to finally make it happen and honor them and their families for their service to our nation."

In addition, the district will begin implementing a five-year schedule to standardize, at 10 percent, larger discounts currently provided to seniors, youth and patrons with special needs. Reduction of current discounts will be carried out over a multi-year schedule.

"Our goal was to develop a policy consistent with what we're seeing elsewhere in the parks and recreation industry," Willits said. "We met with advisory committees, including several Stuhr Center patrons, and largely heard that 10 percent made sense, and was similar to discounts established in other places."

The qualifying age for senior discounts will be adjusted to match the federally established Medicare/Social Security eligibility age, climbing to 58 as of Jan. 1. It will increase to

62 in 2016 and to 65 in 2017. Changes will not affect the long-standing minimum age of 55 for participation in Elsie Stuhr Center programs.

Discounts are available only to in-district residents and don't apply to certain services, primarily rentals or private lessons.

More complete details about the changes are included in the park district's 2015 winter/spring activities guide, which is online and available in print at park district facilities and other community sites.

For more information, visit thprd.org or call 503-645-6433.

"We wanted to introduce a more user-friendly model to give guests better access to all of our facilities. The more you use it, the lower your cost per visit, and there's nothing lost when you don't go."

**— Sharon Hoffmeister,
THPRD aquatics program
superintendent**

Cedar Mill Park opened to the public last month. Some amenities are yet to be finished and will open soon.

Cedar Mill Park opens some amenities

By **Nuran Altair**
naltair@oregonian.com

Cedar Mill Park, once furnished with just a tennis court, has opened with a set of new amenities — some are ready now, some will be finished early in the new year.

The 5-acre neighborhood park, which opened Nov. 17, had been closed for construction since June. The location now touts a playground, tennis court, soccer field and newly renovated baseball diamond. The soccer and baseball fields are expected to remain closed until the grass matures in March 2015.

Tualatin Hills Park and Recreation District senior park manager Tim Bonnin said there wasn't much use at the park before the renovation.



NURAN ALTEIR/BEAVERTON LEADER

"It was really a large green open space," said Bonnin. "The only activity we had there was the tennis court until now. That tennis court was built in the late '60s."

In addition to the new amenities, the park now features a 6-foot-wide asphalt trail that links Northwest 107th Avenue to Cedar Mill Elementary School, which is adjacent to the park.

"It's a nice neighborhood connection for people just to weave through the neighborhood, through some of the trails, through the parks and connect over to the school," Bonnin said.

The \$1.67 million budgeted project was funded through THPRD's 2008 voter-approved, \$100 million bond measure.

"We're going to be under budget on this one," Bonnin said. "We'll be able to use that funding for other projects that may have gone over budget."

Bonnin said he couldn't give an exact cost because the project is still wrapping up.

Maintenance for the site is estimated to cost \$8,886 a year, according to a THPRD agenda from September 2012.

Another bond project expected to finish this year is Roger Tilbury Memorial Park, which is located just up the street to the east of Cedar Mill Park.

THPRD DISCOUNTS SHRINK:

Seniors and people with disabilities will see a reduction in discounts offered by Tualatin Hills Park and Recreation District, starting Jan. 1.

THPRD will gradually decrease its discount to 10 percent for seniors and people with special needs. Currently, seniors 55 and older receive 25 percent off THPRD programs, classes and passes. People with special needs receive a 40 percent discount.

The gradual decrease to the senior discount, which was approved unanimously at THPRD's Board of Directors' meeting Aug. 11, will be phased in over three years. The gradual decrease to the special needs discount will be phased in over five years, according to THPRD's website.

Beginning Jan. 1, seniors will receive a 20 percent discount to THPRD programming. In 2016, the discount will reduce again by 5 percentage points, and finally end at 10 percent.

— Nuran Altair

ELSIE STUHR DAY AND HOLIDAY CELEBRATION

Elsie Stuhr, Tualatin Hills Parks & Recreation District founder, will be honored at a celebration that takes place Dec. 19, 10 a.m. until noon, at the Elsie Stuhr Center. Stuhr was also a lifelong physical fitness advocate. The celebration includes food and gifts for



all. Cost is \$5. For more information call 503-629-6342 or visit: thprd.org



MAKE A GINGERBREAD HOUSE

This event, which takes place Dec. 20 at Garden Home Recreation Center, from 10:30 a.m. until 12:30 p.m., will allow kids to build and decorate their very own holiday gingerbread house. The class

Continued on Page 16 >>

>> Continued from Page 15

will include materials, instruction and holiday refreshments. The cost is \$20. Parents of children under 8 years of age may assist their youngsters with decorating. The rec center is at 7475 S.W. Oleson Road. For more information, call 503-629-6341 or visit: thprd.org

END OF THE YEAR FORMAL DANCE AT ELSIE STUHR CENTER

What better way to wrap up the year than by enjoying a live band and great refreshments. The dance takes place Dec. 31, 1:30-3:30 p.m., at the Elsie Stuhr Center at 5550 S.W. Hall Boulevard. Cost is \$5 and you can sign up at the front desk or by calling 503-629-6342.



Elsie Stuhr Center End of the Year Formal Dance

Oregon Live, Dec. 20, 2014

More than 100 children come out to Conestoga Recreation & Aquatic Center for holiday treats, stories and photo ops

11 Photos

Mrs. Claus read stories to children accompanied by their parents at the Winter Wonderland Holiday Festival on Friday, Dec. 19.

[Nuran Alteir | nalteir@oregonian.com](#)

[Print](#)



By [Nuran Alteir | nalteir@oregonian.com](#)

Email the author | [Follow on Twitter](#)

on December 20, 2014 at 7:00 AM, updated December 20, 2014 at 7:10 AM

0

Reddit

More than 100 children came out to [Conestoga Recreation & Aquatic Center](#) to play, decorate and eat holiday treats, listen to stories and take photos with Santa Claus.

Multiple rooms in the center were set up for the [Winter Wonderland Holiday Festival](#) on Friday, Dec. 19.

The pool was also open and a handful of people were splashing around. To show holiday spirit, [Tualatin Hills Park and Recreation District](#) staff and lifeguards wore Santa hats and reindeer antlers.

THPRD staff said 105 children were registered for the event, and 17 more were walk-ins as of 8 p.m. Entry was \$7 per child, and THPRD Director of Communications Bob Wayt said the money will go to offset the costs of producing the event.

Conestoga Middle School to get synthetic turf field in agreement

By Wendy Owen
wowen@oregonian.com

Conestoga Middle School will join Mountain View Middle School as the first middle schools in Beaverton to have artificial turf fields and lighting.

In an agreement with Beaverton School District, approved by the school board Dec. 15, Tualatin Park and Recreation District will spend about \$2 million to install a synthetic turf multi-use field at Conestoga.

Tualatin Hills and the school district have a long-standing partnership with shared fields and facilities. The agreement for the Conestoga fields allows THPRD to use the fields when school is out at the end of the

More education news

- Beaverton considers PERS bond.
- The school board approves financial goals for 2015-16.
- Bonny Slope students get a Chromebook.

See stories, A2

day and during the summer when school district teams are not using the fields.

One condition of the agreement requires the school district to guarantee THPRD continued use of the field for 12 years. After that, the district may, at its own expense, relocate the field on the site if required for school building

construction.

District staff said they don't foresee needing to expand or replace Conestoga in the next 12 to 25 years, but the provisions were reasonable should it come to pass.

THPRD will add artificial turf fields to Mountain View Middle School in Aloha as part of a 20-acre park. The Beaverton School District will share use of the facilities as well, which is expected to be completed in 2018.

Park features will include synthetic turf fields, natural grass fields and a baseball diamond. Plans call for a perimeter trail, picnic facilities and play equipment.



NURAN ALTEIR/BEAVERTON LEADER

CONESTOGA HOLIDAY FESTIVAL | Mrs. Claus reads stories to children accompanied by their parents at the Winter Wonderland Holiday Festival on Friday. More than 100 children came out to Conestoga Recreation & Aquatic Center to play, decorate and eat holiday treats, listen to stories and take photos with Santa Claus. The pool was also open.

Playing with nature



New Roger Tilbury Park features play area, trails and lawn

SHANNON O. WELLS
Times

A swath of Cedar Mill property that long ago grew Christmas trees is once again giving during the holiday season, this time as a 13-acre renovated park and children's nature play area, the Tualatin Hills Park and Recreation District opened to the public last week.

Accessed by a trailhead at 965 N.W. 93rd Ave., Roger Tilbury Memorial Park is tucked away in a serene, densely wooded pocket between two Cedar Mill neighborhoods near the Beaverton Creek headwaters. The park has been upgraded with play equipment, a nature play ar-

ea and log fort, paved- and soft-surface trail connections, and an open lawn.

Margaret Tilbury, the widow of Portland attorney Roger Tilbury, donated the land to the district with the understanding the land would remain a largely natural oasis.

"They wanted people to have access to nature," said Tim Bonnin, THPRD project manager, of the Tilburys. "They didn't want it to be developed. We've followed their guidance for the park."

The property, on which park district crews uncovered old foundations, a junk site and water well, supported a Christmas tree farm going back to the 1940s.

See PARK / Page A7

Tim Bonnin, THPRD lead planner and project manager, shows one of the features that kids can play at the recently opened Tilbury Park.

TIMES PHOTO: JAIME VALDEZ


Photos: Reflections from the past year

■ From page B1



TIMES PHOTO: JAIME VALDEZ

A play structure is just one of the features at Tilbury Park.



TIMES PHOTOS: JAIME VALDEZ

Aarman Patel, 2, and his older brother, Aashir, 4, pose for a picture in the shovel of a bulldozer for their parents at the Big Truck Day in August at the Conestoga Recreation and Aquatics Center in Beaverton.

Park: Tilbury family donates 13-acre park

■ From page A1

"Overall, it's a very nice site and was not too degraded," Bonnin noted.

Funded by the \$200 million bond measure park district voters approved in 2008, Tilbury is the second newly improved park in the Cedar Mill area THPRD has unveiled to the public in the past two months. The district opened Cedar Mill Park at 10385 N.W. Cornell Road on Nov. 17.

The projects further the district's goals from the bond measure to develop new trails, trail connections and athletic fields, while upgrading and expanding parks and recreational facilities across the district. About two-thirds of the 130 scheduled projects are completed.

"The reopening of both Cedar Mill Park and Roger Tilbury Park means new recreational options and quality of life for people who live in Cedar Mill," noted park district General Manager Doug Menke. "That was one of the goals of our bond measure, to increase park amenities in the area, so we're pleased to show this progress."

The previously undeveloped Roger Tilbury Park closed in July to begin the first phase of construction that concluded a few weeks ago. In addition to play equipment, nature play areas, trails and lawn, park improvements include paved Americans with Disabilities-approved access to residential neighborhoods from the park's east end at Northwest 93rd Avenue and west to the Arbor View subdivision.

"The park is ADA accessible from 93rd (Avenue) all the way over to Arbor View," Bonnin noted on a Friday morning tour of the park. "It's really nice as a link between those neighborhoods. Kids can walk to school and visit their friends."

Those driving to the park have fewer options, however, with parking limited to non-posted street spaces in the neighborhood around the trail-head entrance.

Children will likely find a reason to stick around the park when they discover the nature-play area (see sidebar). Anchored by the "Bobcat Den," an open fort-like structure built of huge logs milled from the property and surrounded by rocks and carved basalt columns, the features beckon kids to get their



TIMES PHOTO: JAIME VALDEZ

A rock wall and steps in the woods of Tilbury Park are just some of the features at the park.

hands dirty exploring plant and tree-root life and water flow through a gravel-lined bioswale.

"This is all open for nature play," Bonnin said while surveying the area. "Kids can run through the woods, play in the branches and build forts."

Bob Wayt, the park district's communications manager, noted such nature-play areas are an increasing focus for THPRD projects.

"The district made a commitment to nature play, and the bond measure funds have made us able to step up to that commitment," Wayt said. "It's a departure from sites with (primarily) play equipment. It incorporates natural elements of the site for recreation and enables kids to take advantage of what's here naturally."

"This is all open for nature play. Kids can run through the woods, play in the branches and build forts."

— Tim Bonnin, THPRD project manager

"You know kids are going to use their imaginations to have fun in ways adults can't always do," he added.

The park district's natural resources staff plans to continue replacing non-native weeds and plants with native plants and shrubs, with replanting to continue through 2015.

THPRD officials are pursuing grant opportunities to fund a second phase of construction that will include a bridge that spans Beaverton Creek, which flows below the park in a deep ravine, and allow trail access to the southern end of the park.

For now, district officials are happy to have two new nature oases to serve Cedar Mill neighbors.

"We're really pleased to provide two parks to the area," Wayt said. "We needed to expand in the Cedar Mill area, so these parks achieve a major goal for us."

Tilbury Park furthers THPRD's nature-play initiative

The concept of "nature play" for children is among the community engagement strategies the Tualatin Hills Park and Recreation District looks to prioritize.

With several studies showing how it contributes to the intellectual, physical and emotional development of young people, nature-play areas are providing an effective way to connect kids to nature at an early age.

"Nature-play areas are more open and inviting spaces for children to freely play," said Michael Barton, a former Tualatin Hills Nature Center employee who includes nature play in the daily routine for his two children. "These areas require children to actively move their bodies, utilize their often latent imaginations, interact with other children in meaningful ways, and connect to the environment surrounding them."

Bruce Barbarasch, superintendent of Natural Resources and Trails Management, defines nature play as a spectrum of activities "from a place in the woods to run around and climb a tree or dig a hole to a structured playground with natural elements and loose parts that you can move around."

A few years before it was part of the district's vision, natural play became a priority for Natural Resources as a means to protect natural areas. "We used to stop kids from playing in the woods, and we thought that was sad," Barbarasch said. "A lot of kids — even grownups — benefit from doing creative things and discovering on their own. So we took a Dutch approach: We legalized it. We said let's create some areas where kids can do this without damaging our higher-quality natural areas."

The district's first designed nature-play area was at Hyland Woods Natural Area, where off-trail activity was damaging wildlife habitat.

"We realized that if we gave everybody a place to go and do their thing, everybody wins," Barbarasch said. "We refined the trail system, focused off-trail use in one place, and provided a place for kids to enjoy."

When the district opened Cooper Mountain Nature Park, project partner Metro regional government was interested in adding nature play. The result is a much more structured area than at Hyland Woods.

"It has traditional play equipment, a sand pit, a gravel area, some boul-

ders, a hill with trees and a slide," Barbarasch said. "There are also flowers. If kids pick them, we say, 'Great!'" Now, he added, the district takes an opportunistic approach to nature play.

"If we're developing a site, we'll ask if it makes sense to have nature play there," he said. "Informally, I envision one off-trail area and one structured play area in each quadrant. We need to develop the program slowly over time, so we don't end up with sites that don't work. We want to learn from what we're doing."

The district has incorporated nature play into several bond measure development sites, including:

■ **Camille Park:** "We planted some logs, there are some rocks and tall grass kids can wander around in, and it has a traditional play set as well as constructed elements — a log fort, a sand pit."

■ **Pioneer Park:** "It has wooden stepping logs, a place to make nests, and a path specifically for people to get down to the water's edge to have some fun while we can preserve the rest of the natural area."

The newest redevelopment site, at Roger Tilbury Memorial Park in Cedar Mill, will likely render the district's biggest nature-play area, Barbarasch said.

"The park includes a directed stream, a fort, areas to build things out of sticks," he said. "It's spread out. It's on a hill, with a lot of open space. I think kids will find this place to be a little more mysterious because of its location."

The district is part of a work group — the Oregon Nature Play Initiative, that meets monthly to discuss best practices, collaborations and opportunities for nature play. It is also developing an observation form for natural resources staff and volunteers to record how people are interacting with these areas, to inform modifications and future sites.

The impact is powerful, says Barton, who sees the influence of nature play in his own children.

"They tire themselves out, make up stories and notice the little things in nature that only eyes close to the ground can notice," Barton said. "It's a return to a more original form of play, where children can interact as they've done through most of humanity's time on this planet — outside and with natural materials."

METRO AREA

Tualatin parks district buys four land parcels

Tualatin Hills Park & Recreation District has closed two separate deals on Aloha properties that collectively cost more than \$1 million.

One site, purchased for \$509,000, is next to Mountain View Middle School. The .89-acre lot will become part of a 20-acre community park that will offer sports fields, play equipment, a trail, picnic facilities and, if private funding can be secured, Oregon's first "Champions Too" sports field for special needs athletes, according to a press release.

THPRD is scheduled to begin work on the Southwest Quadrant Community Park, in 2016. The \$7.5 million budgeted project is expected to be completed in fall 2017.

The district also purchased three parcels of land totaling 2.56 acres northwest of Southwest 185th Avenue and the Tualatin Valley Highway for \$700,000.

"This is a flat, partially wooded site that will one day be developed as a neighborhood park," THPRD director of planning Aisha Willits said in a press release. "We're currently working to secure funding and establish a schedule to develop it."

Funding for these parcels of land was provided by THPRD's 2008 voter-approved \$100 million bond.

— Nuran Alteir

Roger Tilbury park reopens with new features

After five months of redevelopment, Roger Tilbury Memorial Park reopened to the public with new play equipment.

The 13-acre park off Northwest 93rd Avenue also features a nature play area, paved and soft-surface trail connections, paved ADA access to neighborhoods to the west and east, and an open lawn.

The project, budgeted at \$786,164, was paid for by THPRD's 2008 voter-approved \$100 million bond. About two-thirds of 130 scheduled THPRD projects have been completed, according to a news release.

THPRD plans a second phase of construction on Roger Tilbury Memorial Park, but funds for that phase are currently unavailable, according to the release. The plan would involve a creek and allow trail access to the southern end of the park.

As part of a separate project, THPRD's Natural Resources staff has started restoring natural areas in the park, located at 965 N.W. 93rd Ave.

Workers are removing non-native weeds and plants, and replanting native ones. THPRD also plans to do work on the creek to "ensure bank stability." The natural area restoration budget for Roger Tilbury Memorial park is projected at \$30,900, according to THPRD's website.

— Nuran Alteir

End of Year Formal Dance:

A live band will perform at the Elsie Stuhr Center, 5550 S.W. Hall Blvd., from 1:30 to 3:30 p.m. Wednesday. Entrance fee is \$5. Call 503-629-6342 for more information.

Swim In The New Year:

Beaverton Swim Center will be open New Year's Eve from 11:30 p.m. until 1 a.m. 12850 S.W. Third St., Beaverton. Entrance is \$4.50. Call 503-629-6312 for more information.